*THE **COMPLETE** GOODRIDGE PARTS CATALOGUE*

***PERFORMANCE** HOSE AND FITTINGS*

Goodridge (UK) Ltd.
Exeter Airport,
Business Park,
Exeter, EX5 2UP, UK.
t. ***+44 (0)1392 369090***
f. ***+44 (0)1392 441780***

USA INC
Los Angeles,
529 Van Ness Ave,
Torrance, CA 90501, USA.
t. ***+1 (310) 533 1924***
f. ***+1 (310) 618 0909***

Indianapolis
4701,Rockville #E,
Indianapolis,
IN 46222, USA.
t. ***+1 (317) 244 1000***
f. ***+1 (317) 244 1011***

France Sarl
Za Les Pres d' Andy,
77950 St Germain,
Laxis, France.
t. ***+33 (1) 64 38 44 44***
f. ***+33 (1) 60 68 96 74***

Netherlands
Voltaweg 6,
2627 BB Delft,
Netherlands.
t. ***+31 (15) 256 5232***
f. ***+31 (15) 262 4717***

Japan Ltd
26-4 Yoga 2-Chome,
Setagaya-Ku,
Tokyo 158, Japan.
t. ***+81 (3) 5716 4795***
f. ***+81 (3) 5716 3731***

Silverstone
Unit 2215, Silverstone Circuit,
Towcester, Northants,
NN12 8TN, UK.
t. ***+44 (0)1327 858799***
f. ***+44 (0)1327 858750***

Mooresville
105 Oak Park Drive,
Suite B, Mooresville,
NC 28117, USA.
t. ***+1 (704) 662 9095***
f. ***+1 (704) 662 9094***

Mexico
Via Rapida Poniente,
16755 Col. Ninos Heroes Este,
Tijuana, B.C. 22120, Mexico.
t. ***+52 (664) 660 8825***
f. ***+52 (664) 660 8336***

Germany
Talstrasse 227,
D-67434 Neustadt,
Germany.
t. ***+49 (0) 6321 484 47-0***
f. ***+49 (0) 6321 484 47-99***

Espana SL
Poligono Ind. La Pahilla,
C/ Cañada de Perales 204,
46370 – Chiva, Valencia, Espana.
t. ***+34 (96) 252 4593***
f. ***+34 (96) 252 4608***

info@goodridge.net www.goodridge.net

push**the**limits

GOODRIDGE
PERFORMANCE HOSE AND FITTINGS

GOODRIDGE
PERFORMANCE HOSE AND FITTINGS

Welcome

We have been supplying high performance products to the motor racing and automotive industry for more than 35 years and our latest catalogue represents the most comprehensive range of fluid transfer products for motorsport that we have ever offered.

From simple low pressure push fit type applications to the most complex lightweight high pressure systems, the solution is within these pages.

With eleven facility locations worldwide, and a global network of specialist distributors Goodridge products are always available to you.

Our advanced research development and design departments, together with our sophisticated new engineering facilities, enable a rapid response, and a complete range of design projects from the simple to the most sophisticated.

Goodridge - The Company

Goodridge – providing a service with hose, fittings and ancillary products that have a world-wide reputation for strength and reliability demanded by professionals. Products that deliver superior performance in critical applications where quality is essential.

Goodridge have been supplying high performance hose and fittings for over 35 years and were the first company in Europe to offer such a service. These products are now supplied worldwide for every conceivable type of motor sport, fast road car and motorcycle applications, original equipment manufacture, marine and mountain bike uses.

Goodridge are justly proud of the high quality of standards achieved throughout their product range and this is attributed totally to the quality control disciplines. Our modern manufacturing facilities allow the production of one off or quantity specials to customers' specifications in a variety of materials.

Our highly-qualified engineers work with original equipment manufacturers designing fluid transfer and hydraulic systems. They are also available to analyse problems, which may arise in the field, and to recommend solutions. Our technical representatives are trained to give all clients a total service supported by many years of experience in motor sport applications. Similarly, our sales staff are highly experienced and able to offer advice over the telephone, providing a free and efficient consultative technical service for all installations and projects.

Whether the product is stock or to a custom design specification, our insistence on quality standards guarantees our customer a product of the highest possible quality.

Whether it is a high performance Goodridge product, or one of our many brand name items we ensure the highest standards are maintained, the standards expected of a progressive organisation determined to live up to its reputation for high quality.

Goodridge Worldwide

With eleven facility locations worldwide, and a global network of specialist distributors ***Goodridge products*** *are always available to you.*

United Kingdom, United States, Mexico, France, Germany, Netherlands, Spain, Japan.

ISO 14001 BUREAU VERITAS Certification

UKAS ENVIRONMENTAL MANAGEMENT

ISO 9001 BUREAU VERITAS Certification

UKAS QUALITY MANAGEMENT

ISO/TS 16949 BUREAU VERITAS Certification

Contents

Index	105, 108	Car brakeline Kits	4	Mountain Bike	8-10
		Motorcycle Brakeline Kits	4	*Hydraulic Kits*	
		Buildaline	5-7	*Pads and Dealer Kits*	
				Mountain Bike Cables	

Section:1 G-Line Hose and Fittings

G-Line XF	12	G-Line Hose Fully Convoluted	13	G-Line Flexible Coupling Fittings for Wiggins	18
Hose 910	12	G-Line Swage/Crimp Fittings	14	811 Hose and Re-usable Fittings	19
Hose 811	12	Brazed Swage/Crimp Fittings	15	811 Flexible Coupling Fittings for Wiggins	20
Hose 910 FC (Fuel Cell)	13	Adjustable Swage/Crimp Fittings	16		

Section:2 Wiggins Flexible Couplings, Roll Over Valves, Tip Valve, Fuel Filters, Air Jacks, Oil Coolers

Wiggins Flexible Fluid Couplings	22	Tip Valve	24	Alloy Check (Flap) Valve	24
Custom Fuel Filter	23	Large Capacity Fuel Filter	24	Oil Coolers	25
Roll Over Valve	23	Fuel Filter	24	Air Jacks	26

Section:3 600 and 700 Series Smooth Bore Hose and Fittings

611 Lightweight Hose	30	Dash 2, 3 and 4 JIC/UNF Fittings	36/37	Harley Davidson Re-usable / Swaged Oil Line Fittings	45
Plug In Fittings	30	Metric Swage/Crimp Fittings	38	Fuel Injection Lines for Twin Cam Evolution Engines	45
600 Series Hose -02 To -04	31	BSP/ NPT Swage/Crimp Fittings	38	Engine Take offs	46
700 Series Aramid Fibre Hose	31	BSF Fittings	38	600 Series Hose	47
JIC/UNF Re-usable Fittings for 600 Hose	32	Swage/Crimp Banjos & Tee's	39	600 High Pressure Series (HP)	47
Metric Re-usable Fittings for 600 Hose	33	Special Line Locators	40	Re-usable Fittings for 600 Hose	48
BSP Re-usable Hose Fittings for 600 Hose	34	Banjo Bolts	41	Replacement Sockets and Olives for 600 Hose	48
Replacement Locknuts	34	Bleed Nipple Banjo Bolts & Nipples	42	Swage/Crimp Fittings	49
Re-usable Banjo Fittings	34	Bleed Nipples	42		
Replacement Olives and Sockets for 600 Hose	34	Special Application Block Adaptors	43		
Re-usable Banjo Hose Fittings	35	Harley - Special Application Parts	43/44		

Section:4 200 210, Series Braided Nitrile Hose and Fittings

200 Series Hose	52	336 Forged Fittings	54	202 Hose	57
210 Series Hose	52	Carburettor Hose Fittings	54	Hose Finisher	57
336 / 236 Metric Alloy Hose Fittings	53	1136 Swivel Single Nipple Max-flow Alloy Hose Fittings	55		
236 JIC Alloy Hose Fittings	53	1136 Electroplate Single Nipple JIC/UNF Alloy Hose Fittings	56		

Section:5 536 and TF-TU25 Push Fit Hose and Fittings

536 Hose	60	Silicone Vacuum Hose	60
TF-TU25 Hose	60	JIC/UNF Push Fit Hose Fittings for 536 Hose	61
3556 Hose	60	BSP Hose Fittings for TF-TU25/536 Hose	61

Contents

Section:6 Hardline

Hardline Stainless Steel 836 Tube & Fittings	64
Hardline Stainless Steel Fittings	64
Hardline Aluminium HL836 Tube and Re-usable Aluminium Fittings	65
Aluminium Hardline Fittings 04/06D	65/66

Section:7 Adaptors

AN's Adaptors	68
JIC To JIC Equal Thread	68/69
JIC To JIC Unequal Thread	70
JIC Male To Female	70
Special Adaptors (modified AN parts)	71
JIC To NPT Male To Male Adaptors	72
NPT Adaptors	72/73
JIC Male To Metric Male	73/74
BSP Female To JIC Male	75
BSP Male To Metric Male	75
BSP Male Equal Thread	76
BSP Male Unequal Thread	76
BSP To NPT Male	76
Metric Adaptors	77
Carburettor & Fuel Adaptors	77
Metric & JIC/UNF Banjo Adaptors and Banjo Bolts	78
NPT To Push Fit Hose End	78
Special Adaptors	79
3 And 4 Way Connectors	79
Brake Adaptors	80

Section:8 Ancillary

Buna O-Ring	82
Lockwire and Lockwire Twist Pliers	82
Clamps	82
Quick Disconnect	83
Aircraft Quality Stainless Steel Hose End Clip	83
Oetiker Clip and Oetiker Pliers	83
Hose Separators	83
Ty Raps and Saddles	84
PVC Heatshrink	84
Raychem Heatshrink	84
Reinforced Plastic Tube	84
Flameguard	85
Aramid Flameguard	85
Fireproof Sleeve	85
Textalu	85
Polythene Spiral Binding	86
Overbraid	86
Plastic Red Caps And Plugs	86
Apex Universal Joints	86
Fuel Caps And Filler Necks	87
Alloy Spanners	87
Fuel Pressure Gauge	87
Facet - Bendix Fuel Pump/Bosch 044 Fuel Pump	88
Fuel Shut off Taps	88
In-line Thermostats	88
Remote Filter Heads	89
Sandwich Plates and Adaptor Bolts	89
Copper Crush Washers	89
Alloy Crush WashersPart	89
Stat-O-Seals	90
Bonded Seals (Dowty)	90

Section:9 Engineering and Tooling

Engineering Capabilities	92
Special Parts	93
Draw Swage Machine & Accessories	94
Tooling for The Assembly of 600 Series Hose	95
Hose Assembly Machines	96

Section:10 Assembly Instructions and Technical Information

Assembly Instructions for 136,236 & 336 Series Fittings & 200 Series Hose	98
Assembly Instructions for Re-usable 600 Series (PTFE Smooth Bore) Hose & Fittings	98
Assembly Instructions for TF-TU25 & 536 Hose & Push Fit Fittings	99
Assembly Instructions for 811 Fittings & 811/910 Series Hose	99
Assembly Instructions for Hardline Hose & Fittings	100
Technical Information	101/102
Hose Assemblies -3	103
Hose Assemblies -4 and Metric Assemblies	103
JIC 37° (AN) Dash Size	104
NPT. Pipe Threads	104
BSP Pipe Threads	104

The complete Goodridge catalogue forms an extensive guide to our product range and applications and whilst every care is taken to ensure that all information within this catalogue is correct at the time of going to print, we are unable to guarantee this as products may change after printing.

Goodridge furthermore reserves the right to change technical details of our products without prior notification and does not accept responsibility for installations and designs based on information contained within this catalogue.

If you require specific technical information and dimensions for design purposes, Goodridge offer a full technical service, and you should contact a local Goodridge Technical Centre in this instance.

Car and Motorcycle Brakeline Kits

GUARANTEED FOREVER

HIGH PERFORMANCE
BRAKELINES
RACE PROVEN TECHNOLOGY

Goodridge Brakeline Kits

Goodridge stainless steel brake or clutch hose kits are available to suit all models of car, whatever the make. Kits feature the finest quality hose, consisting of a PTFE inner with a stainless steel outerbraid. This eliminates the spongy feel under arduous conditions, giving greater braking efficiency or clutch operation as well as providing superior resistance to abrasion and corrosion. These kits, therefore, not only provide the reliability and safety demanded but offer brilliant good looks that improve the appearance of any installation.

- *Eliminates spongy feel*
- *Improved braking efficiency*
- *Abrasion and corrosion resistant*

Colourflex Brakelines

For all makes and models of car and motorcycle
Construction: Produced in a stunning variety of translucent colours using a Hitrile Bonding during manufacture - it will stay flexible and will not discolour over time.

For a full listing of every make of Motorcycle and Car available –
Please contact you local Goodridge stockist for a full Application Guide

Buildaline

Mini Buildaline Program

KIT CONTENTS

	PART NO.	QUANTITY
A	PLCC-05	X 4
B	B592-03C	X 4
C	B592-03C B594-03C	X 2 X 2
D	B593-03C	X 4
E	B593-03C	X 4
F	993-03-31SC 992-03-31SC	X 2 X 2
G	992-03-32C	X 4
H	993-03-32C	X 4
I	600MM HOSE	X 4
J	625MM HOSE	X 4
K	650MM HOSE	X 4
L	675MM HOSE	X 4
M	700MM HOSE	X 4
N	725MM HOSE	X 4

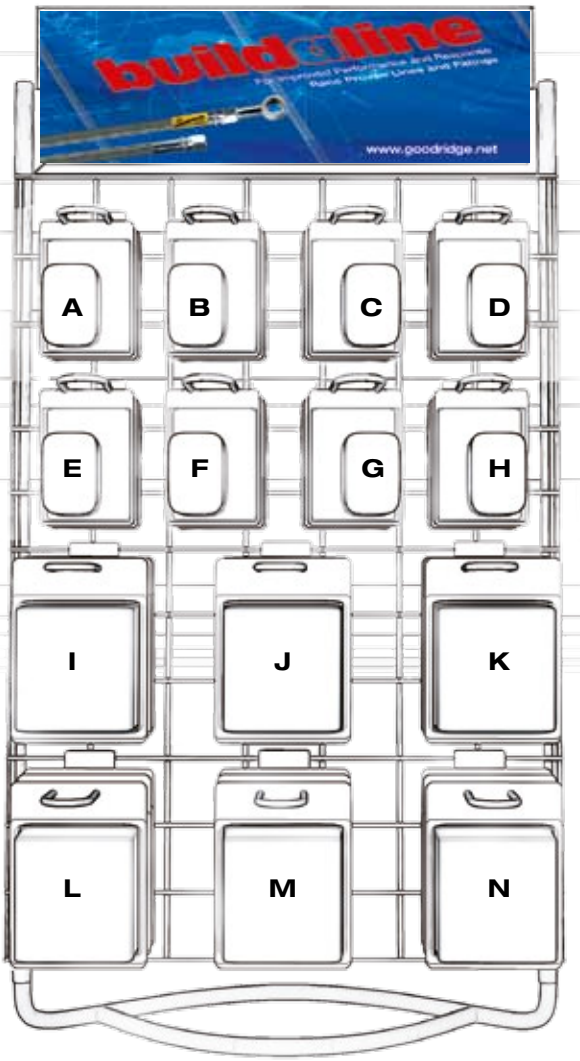

TO ORDER PACKAGED OR UNPACKAGED PARTS
PLEASE USE THE TABLE BELOW

PACKAGED PART NO.	UNPACKAGED PART NO.	DESCRIPTION
SBK592-03C	B592-03C	STRAIGHT BANJO ADAPTOR
SBK593-03C	B593-03C	20° BANJO ADAPTOR
SBK594-03C	B594-03C	45° BANJO ADAPTOR
SBK597-03C	B597-03C	20° SIDE BANJO ADAPTOR
SBK570-03C	B570-03C	70° BANJO ADAPTOR
SBK599-03C	B599-03C	90° BANJO ADAPTOR
SBK599S-03C	B599S-03C	90° SIDE BANJO ADAPTOR
SBK44516	44516	10MM COPPER WASHER
SBK992-03-31/32	992-03-31/32	SINGLE BANJO BOLTS
SBK993-03-31/32	993-03-31/32	DOUBLE BANJO BOLTS
SBKPLCC-05	PLCC-05	P-CLIPS
SBK993-31BNSC	993-31BNSC	BLEED NIPPLE BANJO BOLTS
SBK993-32BNC	993-32BNC	BLEED NIPPLE BANJO BOLTS

SBK - PACKAGED B - UNPACKAGED

Bolt Requirements

You will need to order bolt packs with each kit. A pack with 1 Double bolt comes with 3 washers. A pack of single bolts (2 off) come with 4 washers. Pick your bolt kit with caution as threads on bikes do differ from one bike to the next.

THREAD AND PART NUMBER GUIDE

BOLT PART NUMBERS

BOLT	PART NUMBER	THREAD
UNF SINGLE	SBK775-03C	(3/8 X 24)
UNF SINGLE	SBK775-44C	(7/16 X 24)
UNF DOUBLE	SBK773-03C	(3/8 X 24)
METRIC SINGLE	SBK992-03-32C	(10 X 1.25MM)
METRIC SINGLE (BREMBO)	SBK992-03-31SC	(10 X 1.00MM)
METRIC SINGLE	SBK992-03-M12C	(12 X 1.5MM)
METRIC DOUBLE	SBK993-03-32C	(10 X 1.25MM)
METRIC DOUBLE	SBK993-03-31C	(10 X 1.00MM)
METRIC DOUBLE (BREMBO)	SBK993-03-31SC	(10 X 1.00MM)

Buildaline

GUARANTEED FOREVER

Hoses

Buildaline hoses are manufactured from 225mm through to 1500mm with 25mm increments.

How Do I Measure My Hose?

Measure from the centre to centre of the banjo (or banjo bolt). Then take 90mm off your measurement. This will give you your Buildaline hose length. Once you have established the correct hose length, select the nearest hose from your stock (Take into account suspension travel on the front forks so choose the next hose length up if necessary to ensure that you do not end up with a hose that is too tight).

AVAILABLE HOSE LENGTHS

PART NO	HOSE LENGTH	PART NO	HOSE LENGTH
SB30225CL	225MM HOSE	SB30875CL	875MM HOSE
SB30250CL	250MM HOSE	SB30900CL	900MM HOSE
SB30275CL	275MM HOSE	SB30925CL	925MM HOSE
SB30300CL	300MM HOSE	SB30950CL	950MM HOSE
SB30325CL	325MM HOSE	SB30975CL	975MM HOSE
SB30350CL	350MM HOSE	SB31000CL	1000MM HOSE
SB30375CL	375MM HOSE	SB31025CL	1025MM HOSE
SB30400CL	400MM HOSE	SB31050CL	1050MM HOSE
SB30425CL	425MM HOSE	SB31075CL	1075MM HOSE
SB30450CL	450MM HOSE	SB31100CL	1100MM HOSE
SB30475CL	475MM HOSE	SB31125CL	1125MM HOSE
SB30500CL	500MM HOSE	SB31150CL	1150MM HOSE
SB30525CL	525MM HOSE	SB31175CL	1175MM HOSE
SB30550CL	550MM HOSE	SB31200CL	1200MM HOSE
SB30575CL	575MM HOSE	SB31225CL	1225MM HOSE
SB30600CL	600MM HOSE	SB31250CL	1250MM HOSE
SB30625CL	625MM HOSE	SB31275CL	1275MM HOSE
SB30650CL	650MM HOSE	SB31300CL	1300MM HOSE
SB30675CL	675MM HOSE	SB31325CL	1325MM HOSE
SB30700CL	700MM HOSE	SB31350CL	1350MM HOSE
SB30725CL	725MM HOSE	SB31375CL	1375MM HOSE
SB30750CL	750MM HOSE	SB31400CL	1400MM HOSE
SB30775CL	775MM HOSE	SB31425CL	1425MM HOSE
SB30800CL	800MM HOSE	SB31450CL	1450MM HOSE
SB30825CL	825MM HOSE	SB31475CL	1475MM HOSE
SB30850CL	850MM HOSE	SB31500CL	1500MM HOSE

Race Proven Lines and Fittings For Improved Performance and Response

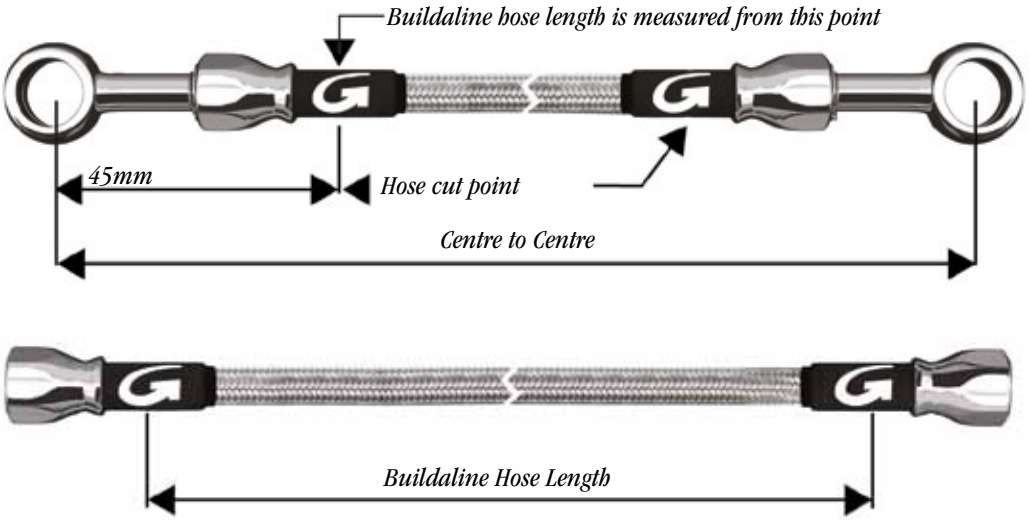

Buildaline Hose Length + 90mm = centre to centre length

Buildaline

Installation

1 Fit in place the banjo adaptors with the bolts and the correct amount of washers. Our recommended torque setting for this is 14 – 24 ft/lbs.
This torque setting is advisory for the fittings, NOT for your Master cylinder or calipers. Care must be taken so you do not damage either your Master cylinder or calipers. Please also ensure that you have chosen the correct threaded bolt for your application.

2 Locate the correct length hose. Route the hose safely, ensuring that it cannot be damaged by daily use of your bike, when the steering is at full lock. Use tube clamps if necessary (SBKPLCC-05) to help with the routing.

3 Screw the hose onto the banjo adaptors, making sure that it is fully tightened.
Tip – *As a rough guide, finger tight then a ¼ turn will give you 14 ft/lbs.*

4 P-Clips (SBKPLCC-05) are available to ensure that your hoses are routed correctly.

5 Bleed your brakes correctly and carefully following any special bleeding sequence as recommended in your bike manual. Use the manufactures recommended brake fluid. Goodridge recommend a high quality DOT 4 fluid

6 **TEST FOR ANY LEAKS**

7 After using your bike for the first time, we would recommend that you give your brakes and fittings a final inspection to check for any small leaks. If any leaks are present, tighten your fittings and repeat from step 5 once more.

Your brakelines have a lifetime warranty against manufacturing defects. In case of any problems please contact your local dealer or contact Goodridge

Motorcycle Thread Guide

Aprilia, Bimota, BMW, Cagiva, Ducati, Moto Guzzi

All years use 10 x 1.00mm. Calipers are generally Brembo, so a special bolt is produced measuring 18mm U/Hex for Single bolts and 28mm U/Hex for Double bolts.

Part numbers

Single:	992-03-31S_	10 x 1.00mm
Double:	993-03-31S_	10 x 1.00mm

Harley Davidson

Up to 2004 Single front disc Harleys always use a 3/8 x 24 bolts for the caliper and a 7/16 x 24 for the Master Cylinder. All Harleys with a dual disc front use 3/8 x 24 throughout the bike. From 2004 Harley use a combination of 10 x 1mm and 12 x 1.5mm

Part Numbers:

Single:	775-03_	3x8 x 24
Single:	775-44_	7/16 x 24
Double:	773-03_	3/8 x 24
Single:	992-03-32_	10 x 1.25mm

Honda

All years use 10 x 1.25mm Bolts

Part Numbers:

Single:	992-03-32_	10 x 1.25mm
Double:	993-03-32_	10 x 1.25mm

Beware – *The CB500 uses Brembo Calipers and so will use a 10 x 1mm bolt !*

Kawasaki

All years use 10 x 1.25mm Bolts

Part numbers:

Single:	992-03-32_	10 x 1.25mm
Double:	993-03-32_	10 x 1.25mm

Suzuki

All Suzukis pre 1994 used 10 x 1mm bolts throughout. From 1994 Suzuki used 10 x 1.25mm bolts on the front calipers only and 10 x 1mm on the rest of the bike. From 2002, all bolts are now 10 x 1.25mm

WARNING – *There are exceptions !*

Triumph

Very early Triumphs (Pre-1980) used 3/8 x 24 threaded bolts.
All modern Triumphs now use 10 x 1.25mm bolts.

Part numbers:

Single:	775-03_	3x8 x 24
Double:	773-03_	7/16 x 24
Single:	992-03-32_	10 x 1.25mm
Double:	993-03-32_	10 x 1.25mm

Yamaha

All years use 10 x 1.25mm Bolts

Part Numbers:

Single:	992-03-32_	10 x 1.25mm
Double:	993-03-32_	10 x 1.25mm

Mountain Bike Brakeline Kits

HIGH PERFORMANCE
BRAKELINES
RACE PROVEN TECHNOLOGY

Goodridge Hydraulic MTB Brakeline Kits

At Goodridge, our continuous product development and innovation never stops, and the mountain bike brake line is more evidence of this.

The unique Goodridge fitting design allows you to self assemble and fit the brakelines to suit your bike. The patented tailform design requires no olive and is fully Re-usable.

Goodridge PTFE brakeline hose, developed from motor racing, is extremely flexible and tough. With zero expansion, even under heavy braking, 100% of the pressure at the lever is transformed into stopping power at the caliper.

The hose is available in a range of translucent coloured coverings, providing protection to the frame, and fantastic style. Fittings are available in stainless steel, or black coloured stainless steel.

- *Eliminates spongy feel*
- *Improved braking efficiency*
- *Abrasion and corrosion resistant*

Please contact you local Goodridge stockist for a full Application Guide

MTB BRAKELINE APPLICATION CHART

APPLICATION	YEAR	KIT NUMBER
Avid Juicy 5 / 7	2005-08	MTB110
Avid Juicy 5/ 7	pre-2005	MTB109
Avid Code	2007	MTB104
Avid Code	2008	MTB104
Clarks Clim 8	ALL	MTB108
Formula B4	ALL	MTB101
Formula Oro	ALL	MTB101
Formula The One	ALL	MTB101
Giant MPH3	ALL	MTB101
Grimeca System 8	ALL	MTB101
Hayes HFX Mag G1 Caliper	pre-2003	MTB105
Hayes HFX Mag G2 Caliper	2003 on	MTB106
Hayes G2 + HFX Nine	ALL	MTB103
Hayes El Camino	ALL	MTB108
Hayes Sole	ALL	MTB104
Hayes Stroker	ALL	MTB108
Hope C2, Pro and Enduro	ALL	MTB101
Hope Mono Mini	ALL	MTB102
Hope M4		MTB102
Hope 6ti		MTB102
Hope Moto		MTB102
Magura Louise, Clara, Marta, Julie	ALL	MTB103
Magura, Gustav M		MTB108
Magura HS33 rim brake		MTB104
Shimano XT/XTR 575, 576, 556,	ALL	MTB107
Shimano 755, 555, 965,	ALL	MTB107
Shimano Saint M800	ALL	MTB107
Shimano XT-M775, XTR-M975	ALL	MTB104
Shimano Deore 525, 585,	ALL	MTB104
Shimano XTR 2008	2008	MTB104
Shimano HTX 2008	2008	MTB104
SRAM 9.0		MTB101

Goodridge dealer kits feature a selection of hose and fittings and are available in three sizes to suit every retailer. The kits come with a high quality display rack, which can carry a selection of pre-packaged brakeline kits, brake pads, or a mixture of both.

OPTIONS	
A	8 Kits
B	12 Kits

MTB Brake Pads

Goodridge high performance pads are available for a wide range of models in two compound types. Organic ceramic for general use, and high friction Sintered for improved response and durability.

High performance Organic Ceramic disc brake pads - G-Plus (GP)
High performance Sintered disc brake pads - G-Star (GS)

PART NO.	MAKE	DESCRIPTION
MTBP-008GS	AVID	Avid Mechanical
MTBP-028GS		Avid Hydraulic Juicy 5 and 7
MTBP-012GS	FORMULA	Formula (2-piston B4, 4-piston '02)
MTBP-031GS		Formula Oro
MTBP-018GS	GIANT	Giant MPH hydraulic
MTBP-019GS		Giant NTH/MPH3 hydraulic
MTBP-010GS	GRIMECA	Grimeca System 8
MTBP-006GS		Grimeca System 11/17
MTBP-023GS		Grimeca System 12
MTBP-003GS	HAYES	Hayes HMX-1, HFX-9, Mag / Promax
MTBP-029GS		Hayes MX2 / Sole
MTBP-030GS		Hayes El Camino
MTBP-001GS	HOPE	Hope Tech Sport
MTBP-002GS		Hope C2 Profile Pro caliper
MTBP-006GS		Hope 4-Piston DH
MTBP-009GS		Hope 4-Piston XC-4
MTBP-010GS		Hope M4
MTBP-011GS		Hope 2-Pot Mini
MTBP-026GS		Hope 6-piston Mono 6-Ti
MTBP-027GS		Hope Mono Mini
MTBP-004GS	MAGURA	Magura Gustav
MTBP-013GS		Magura Clara, Louise (2002-on)
MTBP-017GS		Magura Julie all models
MTBP-024GS		Magura Marta all models
MTBP-010GS	SHIMANO	Shimano M755 XT/XTR pre-02
MTBP-014GS		Shimano Deore Mech and Hydraulic M525
MTBP-015GS		Shimano Deore M555, Nexave
MTBP-025GS		Shimano XTR M965/966, Saint M800, Hone, Deore XT M765, Deore LX '05
MTBP-010GGS	SRAM	SRAM 9.0

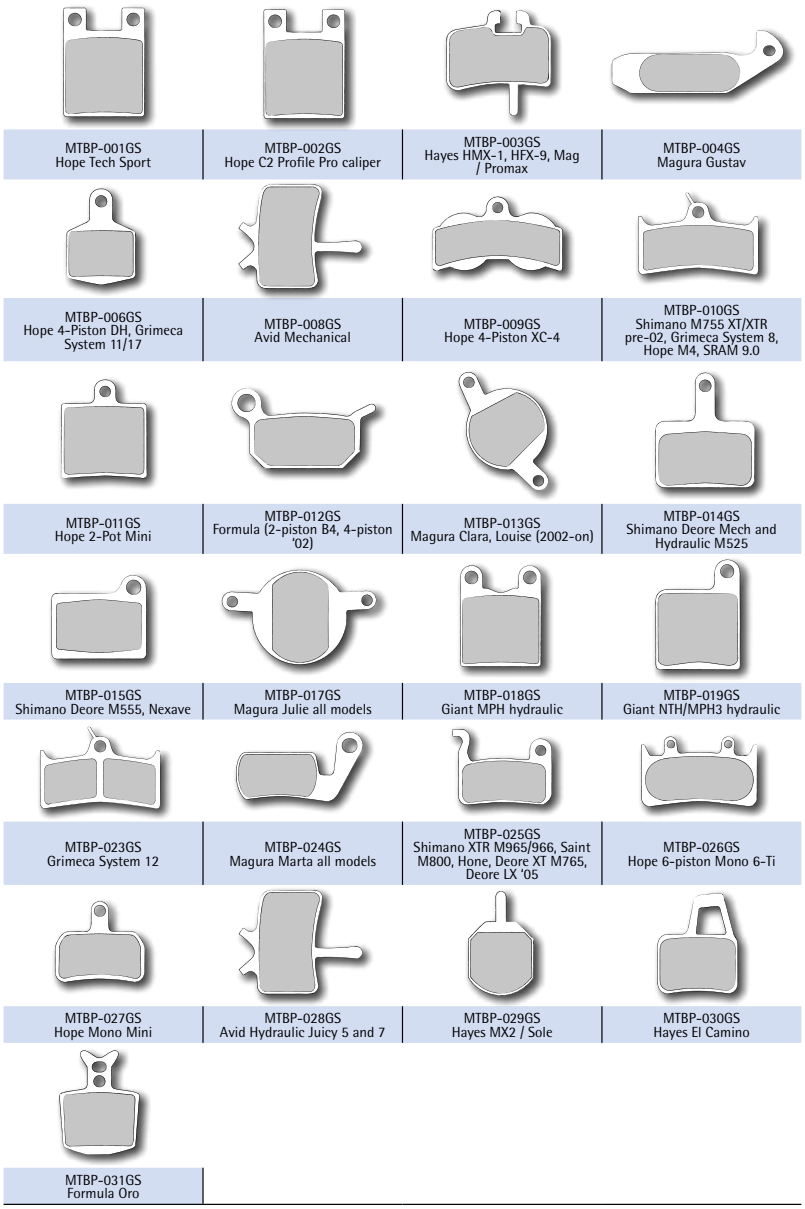

MTB Hydraulic Brake Dealer Kits

Mini: MTBDK-01MC / Small: MTBDK-01SC / Large: MTBDK-01LC

PART NO.	DESCRIPTION	Quantity MINI	SML	LRG
600-02CLG /CB	Clear coated hose	10m	20m	40m
RC600-02	MTB Collar	16	30	60
MTB442-02-M6C	M6 x 1 male fixed (Magura, Hope, Hayes)	5	8	15
MTB442-02-M8C	M8 x 0.75 male fixed (Shimano Deore 525)	-	5	10
MTB442-02-M8CSW	M8 x 0.75 male swivel (Shimano Deore 525)	5	5	10
MTB5091-02-M6C	M6 Banjo fitting (Hope, Hayes, Grimeca, Shimano XT-755)	5	8	15
MTB992-02-M6C	M6 x1 banjo bolt (Hope, Hayes, Grimeca, Shimano XT-755)	5	8	15
MTB6001-02-M8C	M8 x 0.75 adapter Hayes lever female fitting	5	5	10
MTB306-M6-M8C	M6 male to M8 female adapter (Magura, Hayes)	5	10	15
44512	M6 copper washer	5	10	15
GTAG-2CB	Goodridge Yellow Tag	10	16	30

GM100MTB
- Assembly Mandrel

The ideal solution for retail outlets, containing a selection of MTB fittings to cover every application, supplied complete with a roll of high performance braided hose.

Mountain Bike Cables

Goodridge PTFE Shifter and Brake Cables

Goodridge have developed an exclusive range of cables, for shifter and brake applications, with kits to suit all makes and models.

The revolutionary design features a PTFE Stainless outer housing, with PTFE coated inner cables. Simple to fit - slick, precise shifting and braking is just moments away, and the cables are available in 3 colours to match your Goodridge brake hoses.

Stainless Braided Housing - PTFE stainless Cable

PART NUMBER	DESCRIPTION
GEAR	
MTBK-GCHK	Gear cable housing and cable kit - Carbon
MTBK-GCHK-CL	Gear cable housing and cable kit - Clear
MTBK-GCHK-WT	Gear cable housing and cable kit - White
MTBK-GCPK	Gear cable finishing kit (ferrules, O-rings and end caps)
MTBK-GC	Gear cable inners 2 x stainless PTFE cables packed (2m+1.5m)
MTB-GC-100	Gear cable inners, bulk stainless PTFE cables (box 100 x 2m)
MTB-GCH-30	Gear cable housing, bulk pack (30m) - Carbon
MTB-GCH-30-CL	Gear cable housing, bulk Pack (30m) - Clear
MTB-GCH-30-WT	Gear cable housing, bulk Pack (30m) - White
MTB-GCOR-100	Gear cable O-ring - 100 per Bottle
MTB-GCEC-100	Gear cable end cap - 100 per Bottle
MTB-GCLF-100	Gear cable lined ferrule - 100 per Bottle
MTB-GCTF-100	Gear cable tip ferrule - 100 per Bottle
BRAKE	
MTBK-BCHK	Brake cable housing and cable kit - Carbon
MTBK-BCHK-CL	Brake cable housing and cable kit - Clear
MTBK-BCHK-WT	Brake cable housing and cable kit - White
MTBK-BCPK	Brake cable kit finishing kit (ferrules, O-rings and end caps)
MTBK-BC	Brake cable inners 2 x stainless PTFE cables packed (1.7m +1m)
MTB-BC-100	Brake cable inners, bulk stainless PTFE cables (box 100 x 1.7m)
MTB-BCH-30	Brake cable housing, bulk pack (30m) - black carbon
MTB-BCH-30-CL	Brake cable housing, bulk pack (30m) - clear
MTB-BCH-30-WT	Brake cable housing, bulk pack (30m) - white
MTB-BCOR-100	Brake cable O-ring - 100 per Bottle
MTB-BCEC-100	Brake cable end cap - 100 per Bottle
MTB-BCLF-100	Brake cable lined ferrule - 100 per Bottle
MTB-BCTF-100	Brake cable tip ferrule - 100 per Bottle

G-Line Hose and Fittings | *Section*:**01**

Material Key
B: Brass, **C**: Stainless Steel, **CH**: Chrome Plated, **D**: Aluminium, **EN**: Electroless Nickel, **P**: Zinc Plated Carbon Steel, **T**: Titanium

G-Line XF

At the cutting edge of motorsport, a fraction of a second is the difference between winning and just taking part. You need the best. At Goodridge we have combined our 40 years of motorsport experience with a continuous research and development programme, to bring you the ultimate PTFE hose... one product that incorporates all the advantages of both convoluted and smooth bore designs.

Advantages
G-Line XF has outstanding resistance to pressure, much higher than that of conventional convoluted PTFE lined hose. In addition to this G-Line XF hose flow rates are always significantly higher than convoluted PTFE hose and may allow you to reduce the bore size with the subsequent weight and cost savings. All sizes of G-Line XF are usable at full vacuum up to 130˚C. Above this, the vacuum resistance should be reduced 1% for every degree above 130˚C. Stainless Steel braided hose is used in applications involving higher temperatures. High tensile grade 304 stainless steel wire is used, to give maximum pressure resistance and external protection to the hose.

Hose 910

Application :
Fuel, Oil, Water, Methanol, Air
Temperature range :
-45°C to + 170°C
-49°F to + 338°F
Material : Anti-Static
PTFE smoothbore, Aramid fibre Braid

910 is the number one choice of leading motorsport teams, and our flagship lightweight hose.
910 combines a woven super-light Aramid braid, with a PTFE inner bore- smooth inside for increased flow and convoluted outside for amazing flexibility. Compatible with fully crimped fittings or the revolutionary 811 series
Re-usable fittings **(see page 19)**

	BORE SIZE		BRAID OD		WORKING PRES		BURST PRES		WEIGHT		MIN BEND RAD	
PART NO	MM	IN	MM	IN	BAR	PSI	BAR	PSI	KG/M	LB/FT	MM	IN
910-04	6.85	.270	10.3	.406	90	1320	360	5290	0.055	.0367	23.5	.925
910-06	9.53	.375	13.0	.572	80	1180	320	4700	0.088	.0591	20	.787
910-08	12.70	.500	16.5	.650	70	1030	280	4120	0.141	.0947	38	1.426
910-10	15.88	.625	20.8	.819	65	955	260	3820	0.201	.1351	45	1.772
910-12	19.05	750	24.4	.961	60	880	240	3530	0.292	.1962	50	1.969
910-16	25.40	1.000	32.3	1.272	50	740	200	2940	0.416	.3199	70	2.756
910-20	32.00	1.260	38.4	1.512	45	666	180	2645	0.850	.6536	100	3.937

Hose 811

Application :
Fuel, Oil, Water, Methanol, Air
Temperature range :
-70°C to 260°C
-94°F to 500°F
Material : Anti-Static
PTFE smoothbore, Stainless steel braid

811 hose has all the flexibility and flow rate advantages of 910 hose with a stainless steel braid for additional protection.
Compatible with fully crimped fittings or the revolutionary 811 series
Re-usable fittings **(see page 19)**

	BORE SIZE		BRAID OD		WORKING PRES		BURST PRES		WEIGHT		MIN BEND RAD	
PART NO	MM	IN	MM	IN	BAR	PSI	BAR	PSI	KG/M	LB/FT	MM	IN
811-04	6.85	.270	9.6	.378	90	1320	360	5290	0.09	.0414	19	.750
811-06	9.53	.375	13.0	.512	80	1180	320	4700	0.14	.0941	20	.787
811-08	12.70	.500	16.5	.650	70	1030	280	4120	0.29	.1949	38	1.496
811-10	15.88	.625	20.8	.819	65	955	260	3820	0.35	.2352	45	1.772
811-12	19.05	.750	24.4	.961	60	880	240	3530	0.40	.2688	50	1.969
811-16	25.40	1.000	32.3	1.272	50	740	200	2940	0.63	.4233	70	2.756

Hose 910 FC (Fuel Cell)

Application :
Fuel tank systems
Temperature range :
-45°C to 50°C
-49°F to 122°F
Material :
PTFE smoothbore tube

2 x Options:
- Clear PTFE
- Black PTFE (Anti-Static)

This product is perfect for the inside of fuel cells, for lift pump applications. 910-06FC and 910-08FC uses just the centre PTFE tube of G-Line hose, removing the outer braid to reduce weight and ensure cleanliness in the tank. Compatible with all fuels including methanol, it can be cut to specific lengths for use with the standard G-Line fittings.

	BORE SIZE		WORKING PRES		BURST PRES		WEIGHT		MIN BEND RADIUS	
PART NO	MM	IN	BAR	PSI	BAR	PSI	KG/M	LB/FT	MM	IN
910-06FC	9.53	.375	5	74	20	295	.06	.0403	60.0	2.362
910-08FC	12.70	.500	5	74	20	295	.15	.1008	60.0	2.362

G-Line Hose Fully Convoluted

The ultimate range of ultra flexible and light weight hose and fittings. Developed exclusively by Goodridge - the world's leading supplier of light weight PTFE hose. Our G-Line product ranges are the first choice of leading F1, IRL, NASCAR teams and of W.R.C. competitors. 710 G-Line combines lightness with superb strength and flexibility.

The wide fitting range is designed to meet all possible applications and requirements.

G-Line Hose Fully Convoluted - Hose 710

Application :
Fuel, Oil, Water, Methanol, Air
Temperature range :
-45°C to + 170°C
-49°F to + 338°F

Material : Anti-Static
Convoluted PTFE bore,
Aramid fibre Braid

This exclusive Goodridge development has changed the perception of traditional fluid transfer hoses, worldwide. Constructed of a convoluted PTFE inner tube with a carbon impregnated static dissipation liner (impervious to virtually all chemicals) and covered with the industry's only source of black Aramid Fibre.

This combination offers a fluid transfer hose with strength and pressure ratings superior to most stainless steel braided hoses. Our exclusive 710 Series Hose is over 60% lighter than stainless braided nitrile hose. Its convoluted form gives it collapse resistant flexibility that offers a 70% tighter bend radius saving time, material and weight. The Aramid Fibre outer braid is literally a bullet-proof material, offering superior strength and fire resistance.

	BORE SIZE		PTFE WALL THICKNESS		OUTER DIAMETER		WORKING PRES		BURST PRES		WEIGHT		MIN BEND RADIUS	
PART NO	MM	IN	MM	IN	MM	IN	BAR	PSI	BAR	PSI	KG/M	LB/FT	MM	IN
710-04	7.1	0.280	0.58	0.023	11.3	0.445	70	1025	330	4850	0.075	0.05	20	0.787
710-06	9.5	0.375	0.68	0.027	14.4	0.567	64	940	256	3760	0.089	0.06	25	0.985
710-08	13.3	0.525	0.68	0.027	19.2	0.756	58	850	235	3450	0.134	0.09	25	0.985
710-10	16.0	0.630	0.76	0.030	21.5	0.846	50	735	200	2930	0.164	0.11	32	1.260
710-12	19.5	0.768	0.80	0.031	25.6	1.008	35	510	170	2495	0.193	0.13	40	1.575
710-16	25.4	1.000	0.94	0.037	33.9	1.335	33	485	133	1950	0.237	0.16	50	1.968
710-20	31.8	1.250	0.96	0.038	36.5	1.457	25	367	75	1102	0.461	0.31	70	2.756

Material Key
B: Brass, **C**: Stainless Steel, **CH**: Chrome Plated, **D**: Aluminium, **EN**: Electroless Nickel, **P**: Zinc Plated Carbon Steel, **T**: Titanium

Fully Machined G-Line Swage/Crimp Fittings for: G-Line & G-Line XF 910, 710, 811

Fitting Type :
Swage / Crimp
Application :
Fuel, Oil, Water, Methanol, Air
To Suit Hose :
910, 710, 811
Material : D

Please Note:
Collars need to be ordered separately for all swage / crimp fittings.
(See Page: 16)

The only choice of fitting when the goal is to achieve the World's lightest fluid transfer system offering the utmost in racing environment performance, reliability and weight saving.
These fully machined, one-piece fittings are designed for permanent attachment to all our G-Line hose ranges.
Our qualified Hose Technicians will individually build your assembly to your exacting specifications. You can build your own lines at your facility with the aid of our G-Line Hydraulic Swage/crimp Machines **(see section 9).**

4001 STRAIGHT FEMALE CONCAVE

PART NO.	MATERIAL	THREAD
4001-04	D	7/16 X 20
4001-06-M14	D	M14 X 1.50
4001-06	D	9/16 X 18
4001-08	D	3/4 X 16
4001-10-M22	D	M22 X 1.50
4001-10	D	7/8 X 14
4001-12	D	1 1/16 X 12
4001-16	D	1 5/16 X 12
4001-20	D	1 5/8 X 12

4045 45° FORGED SWEPT FEMALE CONCAVE SEAT

PART NO.	MATERIAL	JIC/UNF THREAD
4045-04	D	7/16 X 20
4045-06	D	9/16 X 18
4045-08	D	3/4 X 16
4045-10	D	7/8 X 14
4045-12	D	1 1/16 X 12

4046 45° SWEPT TUBE FEMALE CONCAVE SEAT

PART NO.	MATERIAL	THREAD
4046-04	D	7/16 X 20
4046-06-M14	D	M14 X 1.50
4046-06	D	9/16 X 18
4046-08	D	3/4 X 16
4046-10	D	7/8 X 14
4046-10-M22	D	M22 X 1.50
4046-12	D	1 1/16 X 12
4046-16	D	1 5/16 X 12

4090 90° FORGED FEMALE CONCAVE SEAT

PART NO.	MATERIAL	JIC/UNF THREAD
4090-04	D	7/16 X 20
4090-06	D	9/16 X 18
4090-08	D	3/4 X 16
4090-10	D	7/8 X 14
4090-12	D	1 1/16 X 12

4091 90° SWEPT TUBE FEMALE CONCAVE SEAT

PART NO.	MATERIAL	THREAD
4091-04	D	7/16 X 20
4091-06-M14	D	M14 X 1.50
4091-06	D	9/16 X 18
4091-08	D	3/4 X 16
4091-10-M22	D	M22 X 1.50
4091-10	D	7/8 X 14
4091-12	D	1 1/16 X 12
4091-16	D	1 5/16 X 12

4120 120° SWEPT TUBE FEMALE CONCAVE SEAT

PART NO.	MATERIAL	JIC/UNF THREAD
4120-04	D	7/16 X 20
4120-06	D	9/16 X 18
4120-08	D	3/4 X 16
4120-10	D	7/8 X 14
4120-12	D	1 1/16 X 12

4150 150° SWEPT TUBE FEMALE CONCAVE SEAT

PART NO.	MATERIAL	JIC/UNF THREAD
4150-04	D	7/16 X 20
4150-06	D	9/16 X 18
4150-08	D	3/4 X 16
4150-10	D	7/8 X 14
4150-12	D	1 1/16 X 12

4180 180° SWEPT TUBE FEMALE CONCAVE SEAT

PART NO.	MATERIAL	JIC/UNF THREAD
4180-04	D	7/16 X 20
4180-06	D	9/16 X 18
4180-08	D	3/4 X 16
4180-10	D	7/8 X 14
4180-12	D	1 1/16 X 12

4441 STRAIGHT MALE CONVEX SEAT

PART NO.	MATERIAL	JIC/UNF THREAD
4441-04	D	7/16 X 20
4441-06	D	9/16 X 18
4441-08	D	3/4 X 16

Material Key
B: Brass, **C**: Stainless Steel, **CH**: Chrome Plated, **D**: Aluminium, **EN**: Electroless Nickel, **P**: Zinc Plated Carbon Steel, **T**: Titanium

Brazed Swage/Crimp Fittings for: G-Line And G-Line XF, 910, 710, 811

Fitting Type :
Swage / Crimp
Application :
Fuel, Oil, Water, Methanol, Air
To Suit Hose :
910, 710, 811
Material : **D**

Please Note:
Collars need to be ordered separately for all swage / crimp fittings.
(See Page: 16)

Where the requirement is for a lower cost fitting to a standard bend radius the G-Line brazed range is the product of choice. Manufactured and brazed in house to the highest standards, the Goodridge care and quality requirements are evident.

4031DBZ

30° SWEPT TUBE FEMALE CONCAVE SEAT

PART NO.	MATERIAL	JIC/UNF THREAD
4031-06DBZ	D	9/16 X 18
4031-08DBZ	D	3/4 X 16
4031-10DBZ	D	7/8 X 14
4031-12DBZ	D	1 1/16 X 12

4046DBZ

45° SWEPT TUBE FEMALE CONCAVE SEAT

PART NO.	MATERIAL	JIC/UNF THREAD
4046-04DBZ	D	7/16 X 20
4046-06DBZ	D	9/16 X 18
4046-08DBZ	D	3/4 X 16
4046-10DBZ	D	7/8 X 14
4046-12DBZ	D	1 1/16 X 12
4046-16DBZ	D	1 5/16 X 12
4046-20DBZ	D	1 5/8 X 12

4061-DBZ

60° SWEPT TUBE FEMALE CONCAVE SEAT

PART NO.	MATERIAL	JIC/UNF THREAD
4061-06DBZ	D	9/16 X 18
4061-08DBZ	D	3/4 X 16
4061-10DBZ	D	7/8 X 14
4061-12DBZ	D	1 1/16 X 12

4091-DBZ

90° SWEPT TUBE FEMALE CONCAVE SEAT

PART NO.	MATERIAL	JIC/UNF THREAD
4091-04DBZ	D	7/16 X 20
4091-06DBZ	D	9/16 X 18
4091-08DBZ	D	3/4 X 16
4091-10DBZ	D	7/8 X 14
4091-12DBZ	D	1 1/16 X 12
4091-16DBZ	D	1 5/16 X 12
4091-20DBZ	D	1 5/8 X 12

4120DBZ

120° SWEPT TUBE FEMALE CONCAVE SEAT

PART NO.	MATERIAL	JIC/UNF THREAD
4120-04DBZ	D	7/16 X 20
4120-06DBZ	D	9/16 X 18
4120-08DBZ	D	3/4 X 16
4120-10DBZ	D	7/8 X 14
4120-12DBZ	D	1 1/16 X 12

4150DBZ

150° SWEPT TUBE FEMALE CONCAVE SEAT

PART NO.	MATERIAL	JIC/UNF THREAD
4150-04DBZ	D	7/16 X 20
4150-06DBZ	D	9/16 X 18
4150-08DBZ	D	3/4 X 16
4150-10DBZ	D	7/8 X 14
4150-12DBZ	D	1 1/16 X 12

4180DBZ

180° SWEPT TUBE FEMALE CONCAVE SEAT

PART NO.	MATERIAL	JIC/UNF THREAD
4180-04DBZ	D	7/16 X 20
4180-06DBZ	D	9/16 X 18
4180-08DBZ	D	3/4 X 16
4180-10DBZ	D	7/8 X 14
4180-12DBZ	D	1 1/16 X 12

40776

NON SWIVEL BANJO

PART NO.	MATERIAL	HOLE SIZE
40776-04-M10	D	M10
40776-06-M12	D	M12
40776-06-M14	D	M14
40776-10-M18	D	M18

Material Key
B: Brass, **C**:Stainless Steel, **CH**:Chrome Plated, **D**:Aluminium, **EN**:Electroless Nickel, **P**:Zinc Plated Carbon Steel, **T**:Titanium

Adjustable Swage/Crimp Fittings for: G-Line And G-Line XF, 910, 711, 811

Fitting Type :
Swage / Crimp
Application :
Fuel, Oil, Water, Methanol, Air
To Suit Hose :
910, 710, 811
Material : D

Please Note:
Collars need to be ordered separately for all swage / crimp fittings.
(See below)

Adjustable Swage G-Line Fittings are essential when last minute hose end orientation or in-field alignments are required. Additionally, they allow for hose assemblies to be used in multiple locations. Our 360-degree adjustable, 4400 Series G-Line Hose ends offer trouble free installation of pre-fabricated hose assemblies, with the reliability of a swage design. Our qualified Hose Technicians will individually build your assembly to your exacting specifications. You can build you own lines at your facility with the aid of our G-Line Hydraulic Swage Machines (see section 9).

4445 — 45° FORGED FEMALE CONCAVE SEAT

PART NO.	MATERIAL	JIC/UNF THREAD
4445-04	D	7/16 X 20
4445-06	D	9/16 X 18
4445-08	D	3/4 X 16
4445-10	D	7/8 X 14
4445-12	D	1 1/16 X 12
4445-16	D	1 5/16 X 12

4446 — 45° SWEPT TUBE FEMALE CONCAVE SEAT

PART NO.	MATERIAL	JIC/UNF THREAD
4446-04	D	7/16 X 20
4446-06	D	9/16 X 18
4446-08	D	3/4 X 16
4446-10	D	7/8 X 14
4446-12	D	1 1/16 X 12
4446-16	D	1 5/16 X 12

4490 — 90° FORGED FEMALE CONCAVE SEAT

PART NO.	MATERIAL	JIC/UNF THREAD
4490-04	D	7/16 X 20
4490-06	D	9/16 X 18
4490-08	D	3/4 X 16
4490-10	D	7/8 X 14
4490-12	D	1 1/16 X 12
4490-16	D	1 5/16 X 12

4491 — 90° SWEPT TUBE FEMALE CONCAVE SEAT

PART NO.	MATERIAL	JIC/UNF THREAD
4491-04	D	7/16 X 20
4491-06	D	9/16 X 18
4491-08	D	3/4 X 16
4491-10	D	7/8 X 14
4491-12	D	1 1/16 X 12
4491-16	D	1 5/16 X 12

44120 — 120° SWEPT TUBE FEMALE CONCAVE SEAT

PART NO.	MATERIAL	JIC/UNF THREAD
44120-04	D	7/16 X 20
44120-06	D	9/16 X 18
44120-08	D	3/4 X 16
44120-10	D	7/8 X 14
44120-12	D	1 1/16 X 12

44150 — 150° SWEPT TUBE FEMALE CONCAVE SEAT

PART NO.	MATERIAL	JIC/UNF THREAD
44150-04	D	7/16 X 20
44150-06	D	9/16 X 18
44150-08	D	3/4 X 16
44150-10	D	7/8 X 14
44150-12	D	1 1/16 X 12

44180 — 180° SWEPT TUBE FEMALE CONCAVE SEAT

PART NO.	MATERIAL	JIC/UNF THREAD
44180-04	D	7/16 X 20
44180-06	D	9/16 X 18
44180-08	D	3/4 X 16
44180-10	D	7/8 X 14
44180-12	D	1 1/16 X 12

RC110 — SWAGE COLLAR TO SUIT 710 HOSE FOR DRAW SWAGING

To Suit Hose Type : G-Line 710

Please Note : Collars need to be ordered separately for all swage / crimp fittings

PART NO.	MATERIAL
RC110-04	D
RC110-06	D
RC110-08	D
RC110-10	D
RC110-12	D
RC110-16	D
RC110-20	D

RCC910 — CRIMP COLLAR TO SUIT 811 & 910 HOSE FOR CRIMPING

To Suit Hose Type : G-Line XF 910, 811

Please Note : Collars need to be ordered separately for all swage / crimp fittings

PART NO.	MATERIAL
RCC910-04	D
RCC910-06	D
RCC910-08	D
RCC910-10	D
RCC910-12	D
RCC910-16	D

G-Line Male Swivel Fittings

Fitting Type :
Swage / Crimp
Application :
Fuel, Oil, Water, Methanol, Air
To Suit Hose :
910, 710, 811
Material : **D**

Please note:
To avoid large 'step-ups' in size, not all tail sizes are available with all thread sizes.
Collars need to be ordered separately for all swage / crimp fittings.
(See Page 16)

These fittings allow for 'low profile' installation where space is limited. They feature a swivelling male spigot in UNF and metric sizes, which seals on an integral Buna-N 'O' ring and will fit into standard female ports.

All parts are assembled and quoted to order. Please contact our Sales Department for pricing and availability.

	G-LINE PREFIX	MALE O-RING SEAL SWIVEL	STRAIGHT MALE	TAIL SIZE-HOSE	JIC UNF THREAD	METRIC THREAD	MATERIAL ALUMINIUM
EXAMPLE PART NO. **UNF**	4	00	001	-04	-04		D
	400001 -04 -04 D						
EXAMPLE PART NO. **Metric**	4	00	001	-04		M12	D
	400001 -04 -M12 D						

G-LINE PREFIX		RANGE NUMBER		FITTING ANGLE		TAIL SIZE		JIC UNF THREAD		METRIC THREAD SIZE		MATERIAL	
PREFIX	PART NO.	PREFIX	PART NO.	PREFIX	PART NO.	PREFIX	PART NO.	PREFIX	PART NO.	PREFIX	PART NO.	PREFIX	PART NO.
G-LINE PREFIX	4	MALE O-RING SEAL SWIVEL	00	STRAIGHT MALE	001	-04 HOSE	-04	7/16 X 20	-04	12 X 1.5MM	M12	ALUMINIUM	D
				45° BRAZED TUBE	046	-06 HOSE	-06	9/16 X 18	-06	14 X 1.5MM	M14	ALUMINIUM	D
				90° BRAZED TUBE	091	-08 HOSE	-08	3/4 X 16	-08	16 X 1.5MM	M16	ALUMINIUM	D

STRAIGHT

45°

90°

✱ 30° and 60° swept tube available in larger sizes by request.

G-Line Flexible Coupling Fittings for Wiggins
To Suit G-Line & G-Line XF 910, 710, 811

Fitting Type :
Swage / Crimp
Application :
Fuel, Oil, Water, Methanol, Air
To Suit Hose :
910, 710, 811
Material : **D**

For rapid disconnection and where the need is to connect flexible hose to rigid tube use the Goodridge cup end fittings designed for use with our Wiggins flexible couplings.

Step sizes available upon request. Please contact our Sales Department for pricing and availability.

4001DFL

STRAIGHT

PART NO.	MAT	HOSE SIZE	WIGGINS
4001-08-08DFL	D	-08	-08
4001-10-10DFL	D	-10	-10
4001-12-12DFL	D	-12	-12
4001-16-16DFL	D	-16	-16

4046DFL

45° SWEPT TUBE

PART NO.	MAT	HOSE SIZE	WIGGINS
4046-08-08DFL	D	-08	-08
4046-10-10DFL	D	-10	-10
4046-12-12DFL	D	-12	-12
4046-16-16DFL	D	-16	-16

4091DFL

90° SWEPT TUBE

PART NO.	MAT	HOSE SIZE	WIGGINS
4091-08-08DFL	D	-08	-08
4091-10-10DFL	D	-10	-10
4091-12-12DFL	D	-12	-12
4091-16-16DFL	D	-16	-16

4120DFL

120° SWEPT TUBE

PART NO.	MAT	HOSE SIZE	WIGGINS
4120-08-08DFL	D	-08	-08
4120-10-10DFL	D	-10	-10
4120-12-12DFL	D	-12	-12
4120-16-16DFL	D	-16	-16

4150DFL

150° SWEPT TUBE

PART NO.	MAT	HOSE SIZE	WIGGINS
4150-08-08DFL	D	-08	-08
4150-10-10DFL	D	-10	-10
4150-12-12DFL	D	-12	-12
4150-16-16DFL	D	-16	-16

811 Hose and Re-usable Fittings

Fitting Type :
Re-usable
To Suit Hose :
811, *910
Fitting Material : **D**
Fitting Colour : **Black/Silver**
811 Hose Application :
Fuel, Oil, Water, Methanol, Air
Temperature range :
-70°C to 260°C

Material : **Anti Static**
PTFE smoothbore / Convoluted

*** 811 Fittings are also compatible with 910 Aramid braided hose.**

811 G-Line XF hose represents the future of re-usable hose assemblies. The patented attachment method provides, for the first time, a fully re-usable olive free fitting designed exclusively for use with lightweight PTFE hose. Goodridge PTFE hose offers many advantages over 200 series rubber, as it is impervious to all brake fluids, lubricants, fuel and alcohols and unlike 200 series rubber hose, will not degrade or allow vapour penetration. 811 is a unique design that incorporates both the flow characteristics of a smooth-bore hose, with the flexibility of a convoluted hose. Use 811 series for an economical solution to all fluid transfer requirements, where you want to benefit from all the advantages of PTFE hose, without the requirement for expensive crimping/swaging machinery.

	BORE SIZE		BRAID OD		WORKING PRES		BURST PRES		WEIGHT		MIN BEND RAD	
PART NO	MM	IN	MM	IN	BAR	PSI	BAR	PSI	KG/M	LB/FT	MM	IN
811-04	6.85	.270	9.6	.378	90	1320	360	5290	0.09	.0414	19	.750
811-06	9.53	.375	13.0	.512	80	1180	320	4700	0.14	.0941	20	.787
811-08	12.70	.500	16.5	.650	70	1030	280	4120	0.29	.1949	38	1.496
811-10	15.88	.625	20.8	.819	65	955	260	3820	0.35	.2352	45	1.772
811-12	19.05	.750	24.4	.961	60	880	240	3530	0.40	.2688	50	1.969
811-16	25.40	1.000	32.3	1.272	50	740	200	2940	0.63	.4233	70	2.756
811-20	32.00	1.260	38.8	1.528	45	666	180	2645	0.60	.4032	100	3.937

811-01 STRAIGHT FEMALE

PART NO.	TO SUIT	JIC/UNF THREAD
811-0104	811-04/910-04	7/16 X 20
811-0106	811-06/910-06	9/16 X 18
811-0108	811-08/910-08	3/4 X 16
811-0110	811-10/910-10	7/8 X 14
811-0112	811-12/910-12	1 1/16 X 12
811-0116	811-16/910-16	1 5/16 X 12

812-45 45° FORGED FEMALE

PART NO.	TO SUIT	JIC/UNF THREAD
812-4504	811-04/910-04	7/16 X 20
812-4506	811-06/910-06	9/16 X 18
812-4508	811-08/910-08	3/4 X 16
812-4510	811-10/910-10	7/8 X 14
812-4512	811-12/910-12	1 1/16 X 12

811-45 45° SWEPT TUBE FEMALE

PART NO.	TO SUIT	JIC/UNF THREAD
811-4504	811-04/910-04	7/16 X 20
811-4506	811-06/910-06	9/16 X 18
811-4508	811-08/910-08	3/4 X 16
811-4510	811-10/910-10	7/8 X 14
811-4512	811-12/910-12	1 1/16 X 12
811-4516	811-16/910-16	1 5/16 X 12

812-90 90° FORGED FEMALE

PART NO.	TO SUIT	JIC/UNF THREAD
812-9004	811-04/910-04	7/16 X 20
812-9006	811-06/910-06	9/16 X 18
812-9008	811-08/910-08	3/4 X 16
812-9010	811-10/910-10	7/8 X 14
812-9012	811-12/910-12	1 1/16 X 12

811-90 90° FORGED FEMALE

PART NO.	TO SUIT	JIC/UNF THREAD
811-9004	811-04/910-04	7/16 X 20
811-9006	811-06/910-06	9/16 X 18
811-9008	811-08/910-08	3/4 X 16
811-9010	811-10/910-10	7/8 X 14
811-9012	811-12/910-12	1 1/16 X 12
811-9016	811-16/910-16	1 5/16 X 12

811-120 120° SWEPT TUBE FEMALE

PART NO.	TO SUIT	JIC/UNF THREAD
811-12004	811-04/910-04	7/16 X 20
811-12006	811-06/910-06	9/16 X 18
811-12008	811-08/910-08	3/4 X 16
811-12010	811-10/910-10	7/8 X 14
811-12012	811-12/910-12	1 1/16 X 12

811-150 150° SWEPT TUBE FEMALE

PART NO.	TO SUIT	JIC/UNF THREAD
811-15004	811-04/910-04	7/16 X 20
811-15006	811-06/910-06	9/16 X 18
811-15008	811-08/910-08	3/4 X 16
811-15010	811-10/910-10	7/8 X 14
811-15012	811-12/910-12	1 1/16 X 12

811-180 180° SWEPT TUBE FEMALE

PART NO.	TO SUIT	JIC/UNF THREAD
811-18004	811-04/910-04	7/16 X 20
811-18006	811-06/910-06	9/16 X 18
811-18008	811-08/910-08	3/4 X 16
811-18010	811-10/910-10	7/8 X 14
811-18012	811-12/910-12	1 1/16 X 12

Material Key
B: Brass, **C**:Stainless Steel, **CH**:Chrome Plated, **D**:Aluminium, **EN**:Electroless Nickel, **P**:Zinc Plated Carbon Steel, **T**:Titanium

811 Flexible Coupling Fittings for Wiggins To Suit G-Line & G-Line XF 910, 710, 811

Fitting Type :
Re-usable
To Suit Hose :
811, *910
Fitting Material : **D**
Fitting Colour : **Black/Silver**
811 Hose Application :
Fuel, Oil, Water, Methanol, Air
Temperature range :
-45°C to +170°C
Material : **Anti-Static**
PTFE smoothbore, Aramid fibre Braid

For rapid disconnection and where the need is to connect flexible hose to rigid tube use the Goodridge cup end fittings designed for use with our Wiggins flexible couplings. Listed below is our standard range – other sizes can be made to order. For a complete listing of flexible couplings please contact our sales department.

811-45

45° SWEPT TUBE

PART NO.	TO SUIT	WIGGINS
811-4508	811-08/910-08	-08
811-4510	811-10/910-10	-10
811-4512	811-12/910-12	-12

811-90

90° SWEPT TUBE

PART NO.	TO SUIT	WIGGINS
811-9008	811-08/910-08	-08
811-9010	811-10/910-10	-10
811-9012	811-12/910-12	-12

811-01

STRAIGHT FEMALE

PART NO.	TO SUIT	WIGGINS
811-0108	811-08/910-08	-08
811-0110	811-10/910-10	-10
811-0112	811-12/910-12	-12

811-120

120° SWEPT TUBE

PART NO.	TO SUIT	WIGGINS
811-12008	811-08/910-08	-08
811-12010	811-10/910-10	-10
811-12012	811-12/910-12	-12

Wiggins Flexible Couplings, Roll Over Valves, Tip Valves, Fuel Filters, Air Jacks, Oil Coolers

***Section*:02**

Material Key
B: Brass, **C**:Stainless Steel, **CH**:Chrome Plated, **D**:Aluminium, **DE**:Electroless NickeL, **P**:Zinc Plated Carbon Steel, **T**:Titanium

Wiggins Flexible Fluid Couplings

Design Features:
One-handed Installation, Standard Profile, Medium Pressure, Integral Electrical Bonding, Available in Aluminium and Stainless Steel.

W994-XX-DE	Clamp only (no sleeve, no ferrule)
W991-XX-DE	Clamp + sleeve (no ferrule)
W903-XX-D	Weld Ferrule
W908-XX-D	Sleeve
OR-XX	Green Viton O-Ring
-XX-	insert your required size from -08 to -64

Clamps and ferrules also available in stainless steel

The W900 Series Clamshell Coupling is the result of more than three decades of experience at Adel Wiggins in the design and production of reliable flexible tube connectors. The W900 Series Clamshell Connectors utilize a locking latch design, eliminating the installation of safety wire and offering one-handed installation. Integral electrical bonding eliminates the need for external clamps, fasteners and jumper wire required by most other connectors. The elimination of safety wire, grounding clamps and jumpers provides for a low weight connector.

Goodridge offer a complete range of light weight hose fittings designed to connect directly onto Wiggins clamshell couplings, allowing you to connect from hard tube to flexible hose quickly and reliably (see page 18 and 20)

WIGGINS FULL CONNECTORS (W991) *(LESS FERRULES)*

Tube O.D. Size	Aluminum		Seal Size per MS 33366	Dimensions		
	Part No.	Wt. lbs.		A Max	B Max	C Max
1/2	W991-08DE	.034	-015	.739	.851	.90
5/8	W991-10DE	.038	-017	.739	.976	.96
3/4	W991-12DE	.043	-117	.829	1.156	1.04
1	W991-16DE	.052	-214	.923	1.432	1.16
1 1/4	W991-20DE	.058	-218	.923	1.682	1.27
1 1/2	W991-24DE	.062	-222	.923	1.952	1.40
1 3/4	W991-28DE	.070	-224	.923	2.211	1.52
2	W991-32DE	.083	-226	.989	2.505	1.66
2 1/2	W991-40DE	.097	-230	.989	2.996	1.90
3	W991-48DE	.144	-234	.989	3.554	2.17

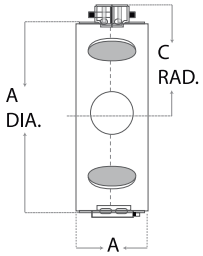

WIGGINS WELD FERRULE (W903)

***Material of ferrule must be compatible with material of tube.**

Tube O.D. Size	Aluminum		Stainless Steel		Seal Size per MS 33366	Dimensions	
	Part No.	Wt. Lbs.	Part No.	Wt. Lbs.		A Max	B Max
1/2	W903-08D	.010			-015	.749	.689
5/8	W903-10D	.012			-017	.749	.814
3/4	W903-12D	.016	W903-12C	.046	-117	.783	.994
1	W903-16D	.022	W903-16C	.062	-214	.838	1.270
1 1/4	W903-20D	.027	W903-20C	.076	-218	.838	1.520
1 1/2	W903-24D	.033	W903-24C	.093	-222	.838	1.790
1 3/4	W903-28D	.038	W903-28C	.107	-224	.838	2.040
2	W903-32D	.047			-226	.854	2.313
2 1/2	W903-40D	.056			-230	.854	2.813
3	W903-48D	.069			-234	.854	3.313

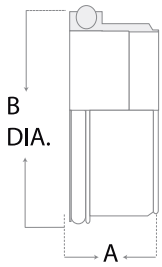

Custom Fuel Filter
Part No: **FHP**

Application :
All fuel filtration requirements.
Features:

- Both ends detachable for ease of cleaning
- Cleanable by hand or Ultrasonically
- Can be changed quickly and easily
- Suitable for all common fluid or gases (methanol special order)
- Wide temperature range (-60°C to 120°C)
- Wide range of filtration rates available 10, 25, 60, 80 100 and 150 micron.
- Small and light design, with high capacity
- Pressure up to 210bar

Engineered and designed to aircraft standards these Goodridge filters can be assembled to suit all your filtration requirements.

The filter is custom designed to optimise weight reduction whilst maintaining pressure rating.

An aircraft specification filter insert providing outstanding cleanliness and can easily be cleaned and replaced.

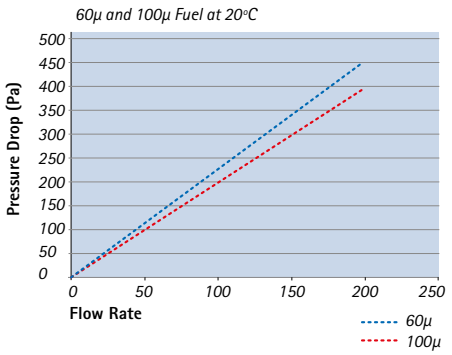

TYPE	PRESSURE	TYPE	THREAD SIZE OPTIONS	TYPE	MICRON
FHP	HIGH	6M6M	9/16 x 18JIC - 9/16 x 18 JIC Male/Male	10	10
		8M8M	3/4 x 16JIC - 3/4 x 16 JIC Male/Male	25	25
			All thread sizes are available in all micron ratings.	60	60
				80	80
				150	150
PART NUMBER EXAMPLE: **FHP 6M6M 25**					
FHP	FILTER	6M6M	MALE -6 ENDS	25	MICRONS

Large Capacity Fuel Filter
Part No: **FF572**

Application :
All Fuel and Oil systems

A 149 micron fuel or oil filter designed to be placed in line. These filters have a fine mesh filter which can be removed and cleaned.

PART NO.	THREAD	TYPE	APPLICATIONS
FF572-04	7/16 X 20	GAUZE	OIL/FUEL
FF572-06	9/16 X 18	GAUZE	OIL/FUEL
FF572-08	3/4 X 16	GAUZE	OIL/FUEL
FF572-10	7/8 X 14	GAUZE	OIL/FUEL

Fuel Filter
Part No: **FF-06 / FF-08**

Application :
All filtration requirements

Material : **DB**
Red Anodised Aluminium (DR)
Blue Anodised Aluminium (DB)

A high capacity fuel or oil filter designed to be placed in line. These filters have a fine mesh filter which can be removed and cleaned.

PART NO.	MATERIAL	COLOUR	THREAD
FF-06	DB	BLUE	9/16 X 18
FF-08	DB	BLUE	3/4 X 16

Alloy Check (Flap) Valve
Part No: **FCV**

Application :
All Fuel and Oil systems

Alloy cased flap check valves for low pressure oil and fuel applications.

PART NO.	THREAD
FCV-04	7/16 X 20
FCV-06	9/16 X 18
FCV-08	3/4 X 16
FCV-10	7/8 X 14

Material Key
B: Brass, **C**:Stainless Steel, **CH**:Chrome Plated, **D**:Aluminium, **DE**:Electroless NickeL, **P**:Zinc Plated Carbon Steel, **T**:Titanium

Tip Valve
Part No: **TRL6 / TRL7 /TRV67**

Application :
Fuel systems

Fuel tank vent valves shut off if the vehicle becomes inverted to prevent fuel spillage.

PART NO.	TO SUIT THREAD
TRL6	9/16 X 18
TRL7	7MM PIPE
TRV67	9/16 X 18UNF TO 7MM PIPE

Roll Over Valve
Part No: **ROV**

Application :
Roll-over shut off

Goodridge have developed this range of roll-over valves for both -6 and larger -10 requirements. Both sizes are available in fully FIA-approved and non-FIA versions, providing reliable roll-over function for all race car applications.

PART NO.	THREAD	TYPE	APPLICATION
ROV-06	9/16 X 18	NON-FIA	FUEL
ROV-06-FIA	9/16 X 18	FIA	FUEL
ROV-10	7/8 X 14	NON-FIA	FUEL
ROV-10-FIA	7/8 X 14	FIA	FUEL

Oil Coolers

Application :
All Cooling Systems
Threads :
JIC/UNF
Options :
Two widths of cooler are stocked as standard, together with the 9 series extra-width cooler for motorcycle applications.

An efficient, lightweight Oil Cooler is essential for any competition installation and they are often used on high performance street vehicles. Our range of high quality alloy coolers is available with JIC threaded connectors. Two widths of cooler are stocked as standard, but seven other widths are available upon request.

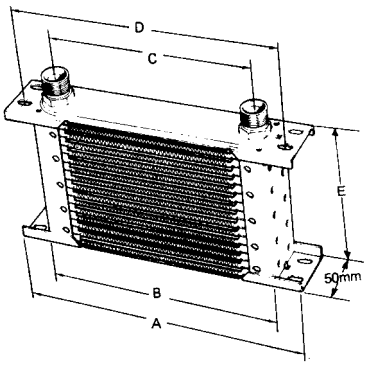

COOLER TYPE (INCLUDING MEASUREMENTS IN METRIC)

PART NO. PREFIX	A	B	C	D
1	210	163	130	190 (HALF WIDTH)
6	330	283	250	310 (FULL WIDTH)
9	405	325	292	385 (EXTRA WIDTH)

Oil Cooler 919AN08
Suitable for Suzuki GSXR
(GSXRS-BR or GSXRP-BR Bracket required)

NUMBER OF ROWS (1 ROW = 8MM APPROX)

ROWS	HEIGHT
7	52
10	75
13	99
16	123
19	146
25	194

THREAD

PART NO. SUFFIX	THREAD TYPE	
AN06	9/16 X 18	JIC/UNF
AN08	3/4 X 16	JIC/UNF
AN10	7/8 X 14	JIC/UNF
AN12	1 1/16 X 12	JIC/UNF
AN16	1 5/16 X 12	JIC/UNF

PART NO. EXAMPLES

	COOLER TYPE	NUMBER OF ROWS	THREAD	PART NO. EXAMPLES
JIC/UNF THREAD	6	13	AN08	PART NO. = 613AN08
JIC/UNF THREAD	6 SETRAB	25	AN12	PART NO. = 625AN12STB

(Add STB for Setrab cooler)



Material Key

B: Brass, **C**:Stainless Steel, **CH**:Chrome Plated, **D**:Aluminium, **DE**:Electroless NickeL, **P**:Zinc Plated Carbon Steel, **T**:Titanium

Air Jacks

Application :
Air Jacks

Options :
4 sizes of Air Jack are available with a range of diameters and stroke lengths. Goodridge Air Jacks are rated to 40 Bar working pressure.

Goodridge has been working closely with the world's leading Sportscar and Touring car teams to develop our new Air Jack series. The Air Jack is extremely lightweight, robust and reliable, and contains a low-wear mechanism that significantly reduces maintenance.
When combined with our Air Lance connectors, and the full range of Goodridge Hardline and Flexible products, we provide everything you need to complete your Air Jack installation.

MATERIAL	DESCRIPTION
AIR JACK BODY	HIGH STRENGTH ALUMINIUM ALLOY
SURFACE FINISH	GSX BLACK ANODISED
SPRING	STAINLESS STEEL (SS) OR TITANIUM (TS)
SPRING GUIDES	HIGH PRESSURE POLYETHYLENE

PART NO.	STROKE	DIAMETER	WEIGHT	FORCE AT 30 BAR
AJ4000-SS/TS	230MM	45MM	810g	4700N
AJ3000-SS/TS	150MM	50MM	805g	5800N
AJ5000-SS/TS	230MM	55MM	1041g	7000N
AJ2000-SS/TS	246MM	60MM	1300g	8300N

*SS/TS = SPRING TYPE MUST BE SPECIFIED

AJ2000

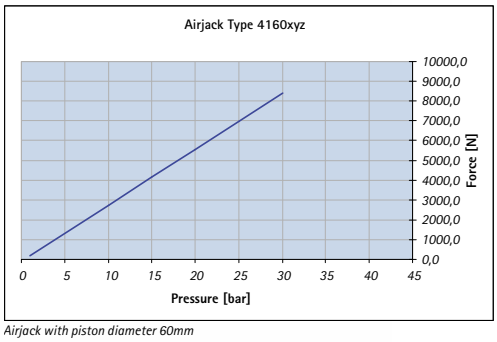

Airjack with piston diameter 60mm

AJ3000

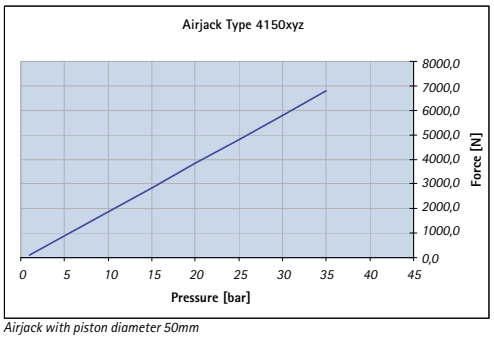

Airjack with piston diameter 50mm

AJ4000

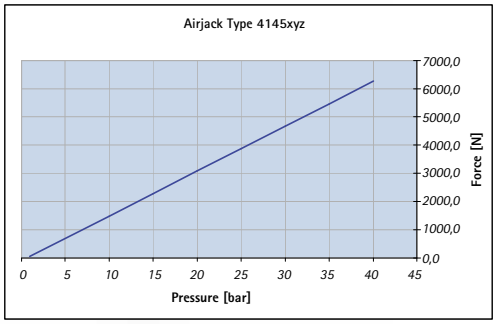

Airjack with piston diameter 45mm

AJ5000

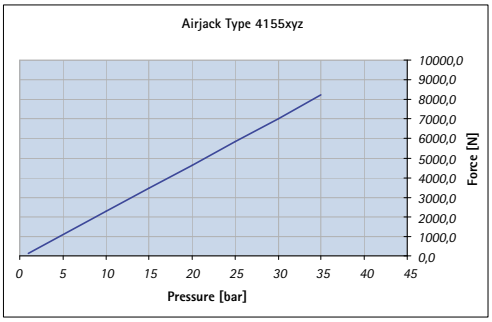

Airjack with piston diameter 55mm

ELEVEN

Picture courtesy of ORECA/DPPI

600, 700 Series Smooth Bore

Section:03

Material Key
B: Brass, **C**: Stainless Steel, **CH**: Chrome Plated, **D**: Aluminium, **DE**: Electroless Nickel, **P**: Zinc Plated Carbon Steel, **T**: Titanium

611 Lightweight Hose (To be used on high performance motorsport applications only with relevant collars and fittings)

Application :
Brake, Clutch, Hydraulics

Material / Construction :
Outer cover Corrosion and fire resistant Stainless steel braid / PTFE inner tube compatible with all brake and clutch fluids

Please Note:
Crimp settings differ for hose types, ensure you have the correct detail.

Please refer to the Technical Specification for crimp diameters obtainable from the quality department of Goodridge UK.

611-025
Stainless braid, Anti-static PTFE tube
Temperature range: -70°C to +260°C
-94°F to +500°F

611-03
Stainless braid, Anti-static PTFE tube
Temperature range: -70°C to +260°C
-94°F to +500°F

611PE-03
Stainless braid, Anti-static PTFE tube, Polyester overbraid.
Temperature range: -50°C to +135°C
-58°F to +275°F

611K-03
Aramid Fibre braid, Anti-static PTFE tube.
Temperature range: -45°C to +170°C
-49°F to +338°F

This exclusive motorsport design has achieved a reduction in weight and outside diameter whilst maintaining a true -03 bore. The weight saving is 20% over standard -03 hose. The light weight and extremely flexible new generation PTFE hose offers advanced properties not found in any competitor's attempts and is a second generation breakthrough in PTFE technology.

PART NO	BORE SIZE		PTFE WALL		COVER WALL		WORKING PRES		BURST PRES		WEIGHT		MIN BEND RAD	
	MM	INCH	MM	INCH	MM	INCH	BAR	PSI	BAR	PSI	KG/M	LB/FT	MM	INCH
611-03	3.5	0.138	0.660	0.026	5.66	0.223	290	4250	870	12750	0.049	0.033	20	0.787
*611PE-03	3.5	0.138	0.660	0.026	7.11	0.280	290	4250	870	12750	0.063	0.043	20	0.787
611K-03	3.5	0.138	0.660	0.026	6.05	0.238	290	4250	870	12750	0.027	0.018	40	1.574
611-025	2.90	0.114	0.660	0.026	6.05	0.238	290	4250	870	12750	0.027	0.018	20	0.787

* 611PE-03 BRAID WT 0.42mm / 0.016"

Fittings

Material : T, C

Please Note:
Goodridge manufactures a complete range of plug-in fittings from -2 to -16 for all pressure ratings and system demands.
Full port drawings, fitting scheme drawings and general advice are available from your nearest Goodridge Technical centre.

Goodridge plug-in fittings have been used for a number of years in F1, world rally cars and more recently NASCAR where professional motorsport designers have found the need for a more specialised type of fluid system connection. This type of fitting is occasionally referred to as a "divorced" fitting because the sealing function is divorced from the fixing function, unlike conventional threaded fittings. Where a designer wishes to connect a hose assembly to a component using this system, a parallel sided port is machined in place of a threaded port and the plug-in seals directly into the port via an "O" ring. The plug-in is then retained by a keeper plate or a circlip / snap ring.

ALL FITTINGS USE COLLARS RC600LW-03XLS

XLS5091
XLS L/W BANJO

PART NO.	MATERIAL	HOLE SIZE
XLS5091-03-M6	T	M6
XLS5091-03-M8	T	M8
XLS5091-03-M10	C, T	M10

XLS5094
XLS L/W 45° BANJO

PART NO.	MATERIAL	HOLE SIZE
XLS5094-03-M10	T	3/8 - M10

XLS5095
XLS DBL BANJO OTR

PART NO.	MATERIAL	HOLE SIZE
XLS5095-03-M10	T	3/8 - M10

XLS5135
XLS TEE PIECE

PART NO.	MATERIAL	TO SUIT HOSE
XLS5135-03	T	-3

XLS6001
XLS L/W STRAIGHT FEMALE

PART NO.	MATERIAL	JIC/UNF THREAD
XLS6001-03	T, C	3/8 X 24

XLS6046
XLS L/W 45° SWEPT FEMALE

PART NO.	MATERIAL	JIC/UNF THREAD
XLS6046-03	T, C	3/8 X 24

XLS6090
XLS L/W 90° SWEPT FEMALE

PART NO.	MATERIAL	JIC/UNF THREAD
XLS6090-03	C	3/8 X 24

XLS6091
XLS L/W 90° SWEPT FEMALE

PART NO.	MATERIAL	JIC/UNF THREAD
XLS6091-03	T	3/8 X 24

XLS6120
XLS L/W 120° SWEPT FEMALE

PART NO.	MATERIAL	JIC/UNF THREAD
XLS6120-03	T	3/8 X 24

XLS7001
STRAIGHT PLUG-IN

PART NO.	MATERIAL	PLUG-IN O.D
XLS7001-03-86	C, T	8.6mm
XLS7001-03-88	C, T	8.8mm
XLS7001-04-96	T	9.6mm

XLS7046
45° PLUG-IN

PART NO.	MATERIAL	PLUG-IN O.D
XLS7046-03-86	T	8.6mm
XLS7046-03-88	T	8.8mm
XLS7046-04-96	T	9.6mm

XLS7091
90° PLUG-IN

PART NO.	MATERIAL	PLUG-IN O.D
XLS7091-03-86	T	8.6mm
XLS7091-03-88	T	8.8mm
XLS7091-04-96	T	9.6mm

600 Series Hose -02 To -04 for: Brake and Clutch

Application :

Brake, clutch, hydraulics

Material / Construction :

Outer cover Corrosion and fire resistant Stainless steel braid, PTFE inner tube compatible with all brake and clutch fluids

600-03 Hose is also available with abrasion resistant covers in a range of different colours for easy identification, ease of cleaning and cosmetic appearance.

600-03 Colours :

BK SB CB CL CLG
GN RD YE OR EB

Black (BK) Blue (SB) Carbon (CB) Clear (CL)
Clear with print (CLG) Green (GN) Red (RD)
Yellow (YE) Orange (OR) Electric Blue (EB)

High speed, constant rapid gear changes and heavy braking put great strains on competition hydraulic systems, where failure can be disastrous. 600 series hose strongly resists expansion under high pressure and temperature, provides consistent brake and clutch pedal pressure giving firmer and more efficient operation without that spongy feeling. Offering protection against abrasion and fire, these hoses are also recommended for all pressure gauge lines and fire extinguisher systems. Use dash size 3 for most braking systems and dash size 3 or 4 for clutch systems. Dash 2 hose is the smallest brake hose available. Its microbore construction can give increased line pressure and more responsive and sensitive brake feel. Excellent for all 4 and 2 wheel braking applications whether for the circuit or road.

PART NO	BORE SIZE		PTFE WALL		BRAID O/D		COVER WALL		COVER O/D		WORKING PRES		BURST PRES		WEIGHT		TEMPERATURE		MIN BEND RAD	
	MM	INCH	MM	INCH	MM	INCH	MM	INCH	MM	INCH	BAR	PSI	BAR	PSI	KG/M	LB/FT	MIN	MAX	MM	INCH
600-02	2.0	0.079	1.0	0.039	5.0	0.197	-	-	-	-	450	6526	1350	19580	0.045	0.03	-70°C (-94°F)	260°C (500°F)	13	0.511
600-03	3.5	0.138	1.0	0.039	6.45	0.254	-	-	-	-	290	4206	870	12618	0.060	0.04	-70°C (-94°F)	260°C (500°F)	38	1.496
600-03BK	3.5	0.138	1.0	0.039	6.45	0.254	0.5	0.019	7.5	0.295	290	4206	870	12618	0.088	0.06	-20°C (-4°F)	85°C (185°F)	38	1.496
600-03SB	3.5	0.138	1.0	0.039	6.45	0.254	0.5	0.019	7.5	0.295	290	4206	870	12618	0.088	0.06	-20°C (-4°F)	85°C (185°F)	38	1.496
600-03CB	3.5	0.138	1.0	0.039	6.45	0.254	0.5	0.019	7.5	0.295	290	4206	870	12618	0.088	0.06	-20°C (-4°F)	85°C (185°F)	38	1.496
600-03CL	3.5	0.138	1.0	0.039	6.45	0.254	0.5	0.019	7.5	0.295	290	4206	870	12618	0.088	0.06	-20°C (-4°F)	85°C (185°F)	38	1.496
600-03CLG	3.5	0.138	1.0	0.039	6.45	0.254	0.5	0.019	7.5	0.295	290	4206	870	12618	0.088	0.06	-20°C (-4°F)	85°C (185°F)	38	1.496
600-03EB	3.5	0.138	1.0	0.039	6.45	0.254	0.5	0.019	7.5	0.295	290	4206	870	12618	0.088	0.06	-20°C (-4°F)	85°C (185°F)	38	1.496
600-03GN	3.5	0.138	1.0	0.039	6.45	0.254	0.5	0.019	7.5	0.295	290	4206	870	12618	0.088	0.06	-20°C (-4°F)	85°C (185°F)	38	1.496
600-03OR	3.5	0.138	1.0	0.039	6.45	0.254	0.5	0.019	7.5	0.295	290	4206	870	12618	0.088	0.06	-20°C (-4°F)	85°C (185°F)	38	1.496
600-03RD	3.5	0.138	1.0	0.039	6.45	0.254	0.5	0.019	7.5	0.295	290	4206	870	12618	0.088	0.06	-20°C (-4°F)	85°C (185°F)	38	1.496
600-03YE	3.5	0.138	1.0	0.039	6.45	0.254	0.5	0.019	7.5	0.295	290	4206	870	12618	0.088	0.06	-20°C (-4°F)	85°C (185°F)	38	1.496
600-04	5.0	0.197	0.76	0.030	7.65	0.301	-	-	-	-	280	4061	840	12183	0.075	0.05	-70°C (-94°F)	260°C (500°F)	50	1.968

700 Series Aramid Fibre Hose (crimp only)

Application :

Brake, clutch, hydraulics

Material / Construction :

Light weight, flexible and extremely strong woven Aramid Fibre outer braid, PTFE inner tube compatible with all brake and clutch fluids.

Colour : BK● BU● RD●

Black (BK) Blue (BU) Red (RD)

Please Note :

700 series for competition use only



Our exclusive 700-Series Aramid Fibre Braided Hose is the world's lightest flexible fluid transfer conduit for small bore applications in general racing environments. Its strength and flexibility parallels that of our 600 Series Hose resisting expansion under high pressure and temperature, offering a consistent, firm and highly efficient feel.
There is a range of Aramid Fibre Hose from -02 to -04. These hoses are recommended for pressure gauge lines, fuel injection lines, fire extinguisher systems, nitrous systems, brake and clutch lines and hydraulic wing lines. When used in -02 with titanium fittings, the ultimate in weight saving, performance and reliability can be achieved. 700 Series Hose is designed for use with permanently attached swage style hose ends.

PART NO	BORE SIZE		PTFE WALL		BRAID O/D		COVER WALL		COVER O/D		WORKING PRES		BURST PRES		WEIGHT		TEMPERATURE			
	MM	INCH	MM	INCH	MM	INCH	MM	INCH	MM	INCH	BAR	PSI	BAR	PSI	KG/M	LB/FT	MIN	MAX	MM	INCH
700K-03	3.5	0.138	1.0	0.039	6.7	0.264	-	-	-	-	200	2900	600	8702	0.044	0.03	-45°C (-49°F)	170°C (338°F)	38	1.496
700K-03BK	3.5	0.138	1.0	0.039	8.1	0.320	0.5	0.019	7.7	0.303	200	2900	600	8702	0.059	0.04	-20°C (-4°F)	85°C (185°F)	38	1.496
700K-03BU	3.5	0.138	1.0	0.039	8.1	0.320	0.5	0.019	7.7	0.303	200	2900	600	8702	0.059	0.04	-20°C (-4°F)	85°C (185°F)	38	1.496
700K-03RD	3.5	0.138	1.0	0.039	8.1	0.320	0.5	0.019	7.7	0.303	200	2900	600	8702	0.059	0.04	-20°C (-4°F)	85°C (185°F)	38	1.496
700K-04BK	5.0	0.197	0.76	0.030	9.2	0.363	0.9	0.035	9.6	0.378	150	2175	450	6526	0.074	0.05	-20°C (-4°F)	85°C (185°F)	50	1.968

Material Key
B: Brass, **C**: Stainless Steel, **CH**: Chrome Plated, **D**: Aluminium, **DE**: Electroless Nickel, **P**: Zinc Plated Carbon Steel, **T**: Titanium

JIC/UNF Re-usable Fittings for 600 Hose

Fitting Type :
Re-usable
Application :
Brake / Clutch
To Suit Hose :
600 series
Material : P, CH, C, D, T

Colours Available :
Coloured anodised aluminium
*Colour : BK● D● RD●
Example Part No:
6001-03DRD
= Anodised Aluminium Red

440
STRAIGHT MALE CONCAVE SEAT

PART NO.	MATERIAL	JIC/UNF THREAD
440-03	C, CH, P	3/8 X 24

441
STRAIGHT MALE CONVEX SEAT

PART NO.	MATERIAL	JIC/UNF THREAD
441-03	C, CH, P	3/8 X 24
441-04	C	7/16 X 20

443
STRAIGHT MALE BULKHEAD

PART NO.	MATERIAL	JIC/UNF THREAD
443-03	C, CH, D, P	3/8 X 24
443-04	P	7/16 X 20

USE LOCKNUT PART NO.924

443BNP
STRAIGHT MALE BULKHEAD BLEED NIPPLE

PART NO.	MATERIAL	JIC/UNF THREAD
443-03 BN	P	3/8 X 24

USE LOCKNUT PART NO.924

6001
STRAIGHT FEMALE CONCAVE SEAT

PART NO.	MATERIAL	JIC/UNF THREAD
6001-02	C,T	5/16 X 24
6001-02-03	C,T	3/8 X 24
6001-03*	C, CH, D, P	3/8 X 24
6001-03-04	C	7/16 X 20
6001-04*	P, C, D	7/16 X 20

6045
45° FORGED FEMALE CONCAVE SEAT

PART NO.	MATERIAL	JIC/UNF THREAD
6045-02	C,T	5/16 X 24
6045-02-03	C	3/8 X 24
6045-03*	P, C, D	3/8 X 24
6045-04	D	7/16 X 20

6046
45° SWEPT TUBE FEMALE CONCAVE SEAT

PART NO.	MATERIAL	JIC/UNF THREAD
6046-03*	C, CH, D, P	3/8 X 24
6046-04*	P, C, D	7/16 X 20

6091
90° SWEPT TUBE FEMALE CONCAVE SEAT

PART NO.	MATERIAL	JIC/UNF THREAD
6091-03*	C, CH, D, P	3/8 X 24
6091-04*	C, CH, D, P	7/16 X 20

6090
90° FORGED FEMALE CONCAVE SEAT

PART NO.	MATERIAL	JIC/UNF THREAD
6090-02	C, T	5/16 X 24
6090-02-03	C	3/8 X 24
6090-03*	P, C, D,	3/8 X 24
6090-04	D	7/16 X 20

6645
45° DOUBLE SWIVEL CONCAVE SEAT

PART NO.	MATERIAL	JIC/UNF THREAD
6645-02	C	5/16 X 24
6645-02-03	C	3/8 X 24
6645-03	P, C	3/8 X 24
6645-04	C	7/16 X 20

6690
90° DOUBLE SWIVEL CONCAVE SEAT

PART NO.	MATERIAL	JIC/UNF THREAD
6690-02	C	5/16 X 24
6690-02-03	C	3/8 X 24
6690-03	P, C	3/8 X 24
6690-04*	C,D	7/16 X 20
6690-31	C	M10 X 1.00

704
FIXED FEMALE BULKHEAD CONVEX SEAT

PART NO.	MATERIAL	JIC/UNF THREAD
704-03	P	7/16 X 20
704-04	P	7/16 X 20

USE LOCKNUT PART NO.2K8686

746
FIXED FEMALE BULKHEAD CONCAVE SEAT

PART NO.	MATERIAL	BSF THREAD
746-03	P	3/8 X 20BSF (INNER)

USE LOCKNUT PART NO.2K8686

748
FIXED FEMALE BULKHEAD CONCAVE SEAT

PART NO.	MATERIAL	JIC/UNF THREAD
748-03PDS	P	3/8 X 24
DS= DEEP SEAT		MINI '94 ON

USE LOCKNUT PART NO.2K8686

756
FIXED FEMALE BULKHEAD CONVEX SEAT

PART NO.	MATERIAL	JIC/UNF THREAD
756-03	P	3/8 X 24

USE LOCKNUT PART NO.2K8686

758
FIXED FEMALE BULKHEAD CONCAVE SEAT CIRCLIP GROOVE

PART NO.	MATERIAL	JIC/UNF THREAD
758-03-03	P	3/8 X 24

759
FIXED FEMALE BULKHEAD CONVEX SEAT CIRCLIP GROOVE

PART NO.	MATERIAL	JIC/UNF THREAD
759-03-03	P	3/8 X 24

Metric Re-usable Fittings for 600 Hose

Fitting Type :
Re-usable
Application :
Brake / Clutch

To Suit Hose :
600 series
Material : P, CH, C, D

442

STRAIGHT MALE CONCAVE SEAT

PART NO.	MATERIAL	METRIC THREAD
442-31	C, CH, D, P	10 X 1.00MM
442-32	C, CH, D, P	10 X 1.25MM

444

STRAIGHT MALE CONCAVE BULKHEAD

PART NO.	MATERIAL	METRIC THREAD
444-31	P	10 X 1.00MM
444-32	P	10 X 1.25MM

USE LOCKNUT PART NO. 318

445

STRAIGHT MALE CONVEX SEAT

PART NO.	MATERIAL	METRIC THREAD
445-31	C, D, P	10 X 1.00MM
445-32	P	10 X 1.25MM

446

CONVEX METRIC SEAT BULKHEAD

PART NO.	MATERIAL	METRIC THREAD
446-31	P, C	10 X 1.00MM
446-32	P	10 X 1.25MM

USE LOCKNUT PART NO. 318

446EXP

CONVEX METRIC SEAT BULKHEAD

PART NO.	MATERIAL	METRIC THREAD
446-31EXP	P	10 X 1.00MM

(VW GOLF)

448

STRAIGHT MALE FLAT SEAT

PART NO.	MATERIAL	METRIC THREAD
448-31	P	10 X 1.00MM

451

STRAIGHT FEMALE CONCAVE METRIC SEAT

PART NO.	MATERIAL	METRIC THREAD
451-31	C, P	10 X 1.00MM
451-32	C	10 X 1.25MM

452

STRAIGHT FEMALE CONVEX METRIC SEAT

PART NO.	MATERIAL	METRIC THREAD
452-31	C	10 X 1.00MM
452-32	C	10 X 1.25MM
452-35	C	10 X 1.50MM

492

BANJO BOLT HOSE CONNECTORS

PART NO.	MATERIAL	METRIC THREAD
492-31	P	10 X 1.00MM

6001VW

STRAIGHT FIXED FEMALE CONCAVE METRIC SEAT (VW/AUDI)

PART NO.	MATERIAL	METRIC THREAD
6001-31_VW	P, C	10 x 1.00mm
6001-32_VW	P	10 x 1.25mm

749

FIXED FEMALE BULKHEAD CONCAVE METRIC SEAT

PART NO.	MATERIAL	METRIC THREAD
749-03-31	P	10 x 1.00mm
749-03-32	P	10 x 1.25mm

USE LOCKNUT 2K8686

750

FIXED FEMALE BULKHEAD CONVEX METRIC SEAT

PART NO.	MATERIAL	METRIC THREAD
750-03-31	P, CH	10 X 1.00MM
750-03-32	P, CH	10 X 1.25MM
750-03-35	P	10 X 1.50MM

USE LOCKNUT 2K8686

754

CONVEX METRIC SEAT BULKHEAD W/CIRCLIP GROOVE

PART NO.	MATERIAL	METRIC THREAD
754-03-31	P, C	10 X 1.00MM

(17MM HEX) SUBARU

755

CONVEX METRIC SEAT BULKHEAD W/CIRCLIP GROOVE

PART NO.	MATERIAL	METRIC THREAD
755-03-31	P	10 X 1.00MM

(19MM HEX)

756

CONCAVE METRIC SEAT BULKHEAD W/CIRCLIP GROOVE

PART NO.	MATERIAL	METRIC THREAD
756-03-31	C,P	10 X 1.00MM

(19MM HEX)

757

CONVEX METRIC SEAT BULKHEAD W/CIRCLIP GROOVE

PART NO.	MATERIAL	METRIC THREAD
757-03-31	P	10 X 1.00MM

(17MM HEX) TOYOTA

758

FIXED FEMALE BULKHEAD CONCAVE SEAT CIRCLIP GROOVE

PART NO.	MATERIAL	METRIC THREAD
758-03-31	P	10 x 1.00mm
758-03-31F	P	10 x 1.00mm Flat Face
758-03-31S	P	10 x 1.00mm 17mm Hex
758-03-32	P	10 x 1.25mm

FLAT FACE

759

FIXED FEMALE BULKHEAD CONVEX SEAT CIRCLIP GROOVE

PART NO.	MATERIAL	METRIC THREAD
759-03-31S	C,P	10 x 1.00mm 17mm Hex
759-03-31	P, CH	10 x 1.00mm
759-03-32	P	10 x 1.25mm

Material Key
B: Brass, **C**: Stainless Steel, **CH**: Chrome Plated, **D**: Aluminium, **DE**: Electroless Nickel, **P**: Zinc Plated Carbon Steel, **T**: Titanium

BSP Re-usable Hose Fittings for 600 Hose

Fitting Type :
Re-usable
Application :
Brake / Clutch

To Suit Hose :
600 series
Material : P, CH, C

321 — STRAIGHT FEMALE

PART NO.	MATERIAL	BSP THREAD
321-03	P, CH	1/8
321-04	P	1/4

321SM — STRAIGHT FEMALE TO SUIT SMITH PRESSURE GAUGE

PART NO.	MATERIAL	BSP THREAD
321-03SM	P	1/8

(FLAT FACE REQUIRES GASKET)

323 — STRAIGHT MALE

PART NO.	MATERIAL	BSP THREAD
323-03	P	1/8
323-04	P	1/4

331 — 45° SWEPT TUBE FEMALE

PART NO.	MATERIAL	BSP THREAD
331-03	P	1/8

332 — 90° SWEPT TUBE FEMALE

PART NO.	MATERIAL	BSP THREAD
332-03	P, CH	1/8
332-04	P	1/4

5134 — TEE FITTING WITH BSP LEG AND LOCATING LUG

PART NO.	MATERIAL	BSP THREAD
5134-03	C	1/8

Replacement Locknuts

LOCKNUT

PART NO.	THREAD	TO SUIT	MATERIAL
924-02	5/16 X 24		D
924-03	3/8 X 24	443-03	P, D, C, H
924-04	7/16 X 20		P
318-31	10 X 1.00MM	446-31 / 444-31	P, C, CH
318-32	10 X 1.25MM	446-32	P
318-35	10 X 1.50MM		P, C
318-M121	12 X 1.00MM		C
2K8686	5/8 WHIT	748-03/ 749-31/ 750-31/ 704/ 746	P, C

Replacement Olives and Sockets for 600 Hose

To Suit Hose : 600 series
Material : P, CH, C, D, T

1205 — OLIVE

PART NO.	MATERIAL
1205-02	B
1205-03	D, B
1205-04	D, B

1206 — SOCKET

PART NO.	MATERIAL.
1206-02	C
1206-03	C, CH, D, P
1206-04	C, CH, D, P

Re-usable Banjo Fittings

Fitting Type :
Re-usable
Application :
Brake / Clutch
To Suit Hose :
600 series

Material : P, CH, C, T, D
Zinc Plated Carbon Steel (P), Chrome Plated (CH)
Stainless Steel (C) Titanium (T),
Anodised Aluminium (D)
*Anodised Aluminium Colour :
BK● D● RD●
Example Part No.
5092-03DRD = Anodised Aluminium Red

5091 — BANJO

PART NO.	TO SUIT BOLT	MATERIAL	HOSE SIZE
5091-02-03	3/8, 10MM	C, T	-02
5091-03	3/8, 10MM	C, CH, P, D	-03
5091-03-04	7/16	P, CH, C	-03
5091-04-03	3/8, 10MM	P	-04
5091-04	7/16	D	-04

5092 — BANJO STRAIGHT EXTENDED NECK

PART NO.	TO SUIT BOLT	MATERIAL	HOSE SIZE
5092-02	5/16, 8MM	C, T	-02
5092-02-03	3/8, 10MM	C, T	-02
5092-03-02	5/16, 8MM	C, CH, D, P	-03
*5092-03	3/8, 10MM	C, CH, D, P	-03
5092-03DSW	3/8, 10MM	D (SWIVEL)	-03
5092-03-04	7/16	CH, C, P	-03
5092-03-M12	12MM	C, CH	-03

5093 — 20° BANJO EXTENDED NECK

PART NO.	TO SUIT BOLT	MATERIAL	HOSE SIZE
5093-02	5/16, 8MM	C, T	-02
5093-02-03	3/8, 10MM	C, T	-02
*5093-03	3/8, 10MM	C, CH, D, P	-03
5093-03-04	7/16	CH, C, P	-03
5093-03DSW	3/8, 10MM	D (SWIVEL)	-03
5093-03-M12	12MM	C, CH	-03

Re-usable Banjo Hose Fittings

Fitting Type :
Re-usable
Application :
Brake/Clutch
To Suit Hose :
600 series

Material : **C, CH, D, P**
*Anodised Aluminium Colour :
BK● D● RD●
Example Part No.
5094-03DRD =
Anodised Aluminium Red

5094 — 45° BANJO EXTENDED NECK

PART NO.	TO SUIT BOLT	MATERIAL	HOSE SIZE
5094-02-03	3/8, 10MM	C	-02
*5094-03	3/8, 10MM	C, CH, D, P	-03

5095 — STRAIGHT TWIN BANJO

PART NO.	TO SUIT BOLT	MATERIAL	HOSE SIZE
5095-03-04	7/16	P	-03
5095-03	3/8, 10MM	C, P	-03

5096 — BANJO SIDE 20° EXTENDED NECK

PART NO.	TO SUIT BOLT	MATERIAL	HOSE SIZE
5096-02-03	3/8, 10MM	C	-02
5096-03	3/8, 10MM	C	-03

5097 — BANJO SIDE 20° EXTENDED NECK

PART NO.	TO SUIT BOLT	MATERIAL	HOSE SIZE
5097-02	5/16, 8MM	C	-02
*5097-03	3/8, 10MM	C, CH, D, P	-03

5098 — BANJO TWIN EXTENDED NECK

PART NO.	TO SUIT BOLT	MATERIAL	HOSE SIZE
5098-03	3/8, 10MM	C, CH, D, P	-03

5070 — BANJO 70° EXTENDED NECK

PART NO.	TO SUIT BOLT	MATERIAL	HOSE SIZE
5070-03	3/8, 10MM	C, CH, P	-03

5099 — BANJO 90° EXTENDED NECK

PART NO.	TO SUIT BOLT	MATERIAL	HOSE SIZE
*5099-03	3/8, 10MM	C, CH, D, P	-03
5099-03-04	7/16	CH	-03

5099S — BANJO SIDE 90° EXTENDED NECK

PART NO.	TO SUIT BOLT	MATERIAL	HOSE SIZE
5099S-03	3/8, 10MM	P, C	-03

Tee Fittings for 600 Hose

Fitting Type :
Re-usable
Application :
Brake / Clutch

To Suit Hose :
600 series
Material : **C, D, T**

5130 — RE-USABLE TEE FITTING JIC/UNF WITH LOCATING LUG

PART NO.	MATERIAL	THREAD
5130-03	C	3/8 X 24

5131 — RE-USABLE TEE FITTING WITH MALE JIC/UNF LEG

PART NO.	MATERIAL	THREAD	HOSE SIZE
5131-02	T	5/16 X 24	-02
5131-03	C	3/8 X 24	-03

5132 — RE-USABLE TEE FITTING WITH MALE JIC/UNF LEG

PART NO.	MATERIAL	THREAD	HOSE SIZE
5132-03	C	3/8 X 24	-03

5134 — RE-USABLE TEE FITTING WITH BSP LEG AND LOCATING LUG

PART NO.	MATERIAL	THREAD	HOSE SIZE
5134-03	C	1/8 BSP	-03

5135 — RE-USABLE TEE HOSE FITTING

PART NO.	MATERIAL	HOSE SIZE
5135-02	C, T	-02
5135-03	C, D	-03

5136 — RE-USABLE TEE HOSE FITTING WITH LOCATING LUG

PART NO.	MATERIAL	HOSE SIZE
5136-03	C	-03

Material Key
B: Brass, **C**: Stainless Steel, **CH**: Chrome Plated, **D**: Aluminium, **DE**: Electroless Nickel, **P**: Zinc Plated Carbon Steel, **T**: Titanium

Dash 2, 3 and 4 JIC/UNF Fittings for: 600/700K Series Hose

Fitting Type :
Crimp

Application :
Brake / Clutch

To Suit Hose :
600 / 700 series
Material : **P, CH, C, D, T**

Please Note :
All crimp fittings require a collar

When weight savings are critical, the best hose end option for our 600 Series or 700 Series Hose is from our complete range of swaged style hose end fittings. Meeting the demanding requirements of the World's Top Racing Professionals allows us to offer this full range available in JIC/UNF, Metric, British Standard Pipe (BSP) Threads, Banjo Fittings and Three Way Fittings. All have been tried and tested in the upper echelons of world motorsport, racing's most severe conditions, and are proven in their quality of engineering, workmanship and finish. With the continued growth in world motorsport popularity, automotive and motorcycle manufacturers and race fans have asked for the safety and reliability of race type products in a form legal for use on public roads. Goodridge has designed, manufactured and built a swage style hose end for brake systems that meets regulatory requirements (including TÜV and DOT) in every corner of the world. Our exclusive swage tail design, and unique method of attachment are the keys to our success. TÜV and DOT certification has been achieved in all of our available fitting materials. The following pages show the most popular fittings for brake and clutch applications. A full range of JIC/UNF, Metric and BSP adaptors have also been developed for use with these fittings.

RC600

CRIMP COLLARS

PART NO.	MATERIAL
RC600-03TUV	B
RC600-03CTUV	C

S440

STRAIGHT MALE CONCAVE SEAT

PART NO.	MATERIAL	JIC/UNF THREAD
S440-03	P	3/8 x 24

S441

STRAIGHT MALE CONVEX SEAT

PART NO.	MATERIAL	JIC/UNF THREAD
S441-03	C, P	3/8 X 24

S443

STRAIGHT MALE BULKHEAD CONVEX SEAT

PART NO.	MATERIAL	JIC/UNF THREAD
S443-03	C, P	3/8 X 24

USE LOCKNUT 924-03

S449

STRAIGHT MALE FLAT SEAT

PART NO.	MATERIAL	JIC/UNF THREAD
S449-03	P	3/8 X 24

S6001

STRAIGHT FEMALE CONCAVE SEAT

PART NO.	MATERIAL	JIC THREAD	HOSE SIZE
S6001-02-03	C, T	3/8 X 24	-02
S6001-02	C, T	5/16 X 24	-02
S6001-03	C, CH, D, P, T	3/8 X 24	-03
S6001-04	C, P, D	7/16 X 20	-04

S6045

45° FORGED FEMALE CONCAVE SEAT

PART NO.	MATERIAL	JIC THREAD	HOSE SIZE
S6045-02-03	C	3/8 X 24	-02
S6045-02	C	5/16 X 24	-02
S6045-03	C, D, T	3/8 X 24	-03
S6045-04	C, D	7/16 X 20	-04
S6045-03-04	C	7/16 X 20	-03

S6046

45° SWEPT TUBE FEMALE CONCAVE SEAT

PART NO.	MATERIAL	JIC THREAD	HOSE SIZE
S6046-02-03	C	3/8 X 24	-02
S6046-03	C, CH, D, P	3/8 X 24	-03
S6046-04	C, D, P	7/16 X 20	-04

S6090

90° FORGED FEMALE CONCAVE SEAT

PART NO.	MATERIAL	UNF THREAD	HOSE SIZE
S6090-02-03	C, T	3/8 X 24	-02
S6090-02	C, T	5/16 X 24	-02
S6090-03-02	C	5/16 X 24	-03
S6090-03	C, D, T, P	3/8 X 24	-03
S6090-04	C, D	7/16 X 20	-04

S6091

90° SWEPT TUBE FEMALE CONCAVE SEAT

PART NO.	MATERIAL	UNF THREAD	HOSE SIZE
S6091-02-03	C	3/8 X 24	-02
S6091-03	C, CH, D, P	3/8 X 24	-03
S6091-04	P, C, D	7/16 X 20	-04

S747

CONVEX CIRCLIP GROOVE 17MM HEX

PART NO.	MATERIAL	JIC/UNF THREAD	HOSE SIZE
S747-03	C, P	3/8 X 24	-03
S747-44	C, P	7/16 X 24	-04

S748

FIXED FEMALE BULKHEAD CONCAVE SEAT

PART NO.	MATERIAL	UNF THREAD	HOSE SIZE
S748-03	P	3/8 X 24USF	-03
S748-03PDS	P	3/8 X 24 UNF MINI 91 ON	-03

DS=DEEP SEAT / USE LOCKNUT 2K8686

S756

FIXED FEMALE BULKHEAD CONVEX SEAT

PART NO.	MATERIAL	UNF THREAD	HOSE SIZE
S756-03	P	3/8 X 24	-03

USE LOCKNUT 2K8686

Material Key
B: Brass, **C**: Stainless Steel, **CH**: Chrome Plated, **D**: Aluminium, **DE**: Electroless Nickel, **P**: Zinc Plated Carbon Steel, **T**: Titanium

Dash 2 Metric Fittings for: 600/700K Series Hose

Fitting Type :
Swage / Crimp
Application :
Brake, Clutch
To Suit Hose :
600, 700 series

Material : P, CH, C

*Please Note :
Metric dual seat fittings will seal with either concave or convex metric fittings

S442 — STRAIGHT MALE CONCAVE SEAT

PART NO.	MATERIAL	METRIC THREAD
S442-31	C, P	10 X 1.00MM
S442-31L (LONG)	P	10 X 1.00MM
S442-31S	P	10 X 1.00MM

S445 — STRAIGHT MALE CONVEX SEAT

PART NO.	MATERIAL	METRIC THREAD
S445-31	C, P	10 X 1.00MM

S445-01 — STRAIGHT MALE SWIVEL - METRIC DUAL SEAT*

PART NO.	MATERIAL	METRIC THREAD
S445-0131	C, P	10 X 1.00
S445-0132	P	10 X 1.25

S445-20 — 20° MALE SWIVEL - METRIC DUAL SEAT*

PART NO.	MATERIAL	METRIC THREAD
S445-2031	C, P	10 X 1.00
S445-2032	P	10 X 1.25

S445-45 — 45° MALE SWIVEL - METRIC DUAL SEAT*

PART NO.	MATERIAL	METRIC THREAD
S445-4531	C, P	10 X 1.00
S445-4532	P	10 X 1.25

S445-90 — 90° MALE SWIVEL - METRIC DUAL SEAT*

PART NO.	MATERIAL	METRIC THREAD
S445-9031	C, P	10 X 1.00
S445-9032	P	10 X 1.25

S446 — STRAIGHT MALE BULKHEAD

PART NO.	MATERIAL	METRIC THREAD
S446-31	C, P	10 X 1.00MM

USE LOCKNUT 318-31

S446EXP — STRAIGHT MALE BULKHEAD

PART NO.	MATERIAL	METRIC THREAD
S446-31EXP	C, P	10 X 1.00MM

VW GOLF/BMW

S448-31 — STRAIGHT MALE FLAT SEAT

PART NO.	MATERIAL	METRIC THREAD
S448-31	P	10 X 1.00

VW GOLF/BMW

S451 — FEMALE CONCAVE SWIVEL

PART NO.	MATERIAL	METRIC THREAD
S451-31	C,D	10 X 1.00MM

S452 — FEMALE CONVEX SWIVEL

PART NO.	MATERIAL	METRIC THREAD
S452-31	C, P	10 X 1.00MM

S492 — BANJO BOLT CONNECTORS

PART NO.	MATERIAL	METRIC THREAD
S492-31	C, P	10 X 1.00MM

S6001 — STRAIGHT FEMALE CONCAVE SEAT

PART NO.	MATERIAL	METRIC THREAD
S6001-31_VW	C, P	10 X 1.00MM VW
S6001-31_AU	C, P	10 X 1.00MM AUDI
S6001-31_MN	C, P	10 X 1.00MM BMW/MINI
S6001-31_PR	C, P	10 X 1.00MM PEUGEOT

SAMPLE PART NO. S6001-31PVW = PLATED VW PART

S6045 — 45° FORGED FEMALE CONCAVE SEAT

PART NO.	MATERIAL	METRIC THREAD	HOSE SIZE
S6045-31	C	10 X 1.00MM	-03

S6090 — 90° FORGED FEMALE CONCAVE SEAT

PART NO.	MATERIAL	METRIC THREAD	HOSE SIZE
S6090-31	C	10 X 1.00MM	-03

S6090 — 90° MALE SWIVEL CALIPER FITTING

PART NO.	MATERIAL	METRIC THREAD	HOSE SIZE
*S6090M-31CSW	C	10 X 1.00MM	-03
**S6090M-31CSW-HT	C	10 X 1.00MM	-03

*INC EPDM O RING **INC HIGH TEMPERATURE O RING

S749 — FIXED FEMALE BULKHEAD CONCAVE METRIC SEAT

PART NO.	MATERIAL	METRIC THREAD	HOSE SIZE
S749-03-31	P, C	10 X 1.00MM	-03
S749-03-32	P, C	10 X 1.25MM	-03

USE LOCKNUT 2K8686

S750 — FIXED FEMALE BULKHEAD CONVEX METRIC SEAT

PART NO.	MATERIAL	METRIC THREAD	HOSE SIZE
S750-03-31	P	10 X 1.00MM	-03

USE LOCKNUT 2K8686

Material Key
B: Brass, **C**: Stainless Steel, **CH**: Chrome Plated, **D**: Aluminium, **DE**: Electroless Nickel, **P**: Zinc Plated Carbon Steel, **T**: Titanium

Metric Swage/Crimp Fittings for: 600/700K Hose - *continued*

Fitting Type :
Swage / Crimp
Application :
Brake / Clutch

To Suit Hose :
600 / 700
Material : P, CH, C

S754
STRAIGHT FEMALE CONVEX METRIC SEAT CIRCLIP GROOVE

PART NO.	MATERIAL	METRIC THREAD
S754-03-31	P, C	10 X 1.00MM
(17MM HEX) SUBARU		
S754-03-31F	P	10 X 1.00MM
(WITH FLATS)		

S755
STRAIGHT FEMALE CONVEX METRIC SEAT CIRCLIP GROOVE

PART NO.	MATERIAL	METRIC THREAD
S755-03-31	P, C	10 X 1.00MM
TOYOTA		

S757
STRAIGHT FEMALE CONVEX METRIC SEAT CIRCLIP GROOVE

PART NO.	MATERIAL	METRIC THREAD
S757-03-31	P, C	10 X 1.00MM
(17 MM ROUNDED EDGES HEX)		

S758
STRAIGHT FEMALE CONCAVE METRIC SEAT CIRCLIP GROOVE

PART NO.	MATERIAL	METRIC THREAD
S758-03-31	P	10 X 1.00MM
S758-03-31S	P	10 X 1.00MM
(17MM HEX)		
S758-03-31F	C, P	10 X 1.00MM

S759
STRAIGHT FEMALE CONVEX SEAT CIRCLIP GROOVE

PART NO.	MATERIAL	METRIC THREAD
S759-03-31	P, C	10 X 1.00MM
S759-03-31S	P, C	10 X 1.00MM
(17MM HEX/LONG NOSE) RENAULT		
S759-03-M121	P	12 X 1.00MM
S759-03-32	P	10 X 1.00MM

BSP/ NPT Swage/Crimp Fittings for: 600/700K Hose

Fitting Type :
Swage / Crimp
Application :
Brake / Clutch

To Suit Hose :
600 / 700
Material : P, CH, C, B

S321
STRAIGHT FEMALE CONVEX SEAT

PART NO.	MATERIAL	BSP THREAD
S321-03	P	1/8 BSP

S321SM
STRAIGHT FEMALE TO SUIT SMITH PRESSURE GAUGE

PART NO.	MATERIAL	BSP THREAD
S321-03SM	P	1/8 BSP

(FLAT FACE REQUIRES GASKET)

S760
STRAIGHT FEMALE LOCATOR CONVEX SEAT

PART NO.	MATERIAL	METRIC THREAD
S760-03-31	P, C	10 X 1.00MM
TOYOTA		

S762
STRAIGHT CIRCLIP FEMALE (ROUNDED EDGE) CONVEX

PART NO.	MATERIAL	METRIC THREAD
S762-03-31	P, C	10 X 1.00MM
S762-03-31S	P	10 X 1.00MM
SP = 17MM HEX (MAZDA)		

S770
STRAIGHT MALE CONVEX SEAT

PART NO.	MATERIAL	JIC/UNF THREAD
S770-03	P	10 X 1.00MM
FORD		

S771
STRAIGHT MALE CONVEX SEAT METRIC W/LOCATING FLAT

PART NO.	MATERIAL	METRIC THREAD
S771-03	P	10 X 1.00MM
FORD		

S772
STRAIGHT MALE CONCAVE SEAT METRIC

PART NO.	MATERIAL	METRIC THREAD
S772-03	P	10 X 1.00MM
FORD		

BSF Fittings

S745
FIXED FEMALE BULKHEAD BSF CONVEX

PART NO.	MATERIAL	BSF THREAD	HOSE SIZE
S745-03	P	3/8 BSF	-03
MORRIS			

S746
FIXED FEMALE BULKHEAD CONCAVE SEAT

PART NO.	MATERIAL	BSF THREAD	HOSE SIZE
S746-03	P	3/8 X 20	-03
USE LOCKNUT 2K8686			

S323
STRAIGHT MALE CONCAVE SEAT

PART NO.	MATERIAL	BSP THREAD
S323-03	P	1/8 BSP

S331
45° SWEPT TUBE FEMALE BSP

PART NO.	MATERIAL	BSP THREAD
S331-03	P	1/8 BSP

S332
90° SWEPT TUBE FEMALE BSP

PART NO.	MATERIAL	BSP THREAD
S332-03	P	1/8 BSP

S816
STRAIGHT MALE NPT

PART NO.	MATERIAL	THREAD
S816-03	B	1/8 NPT
S816-03-04	C	1/4 NPT

Swage/Crimp Banjos & Tee's for: 600 / 700K Hose

Fitting Type :
Swage / Crimp
Application :
Brake / Clutch / Hydraulic
To Suit Hose :
600 / 700

Material : **C, CH, D, P, T**
*Anodised Aluminium Colour :
BK● D● RD●
Example Part No.
5092-03DRD =
Anodised Aluminium Red

S5091 BANJO

PART NO.	MATERIAL	HOSE	HOLE SIZE
S5091-02-03	C	-02	3/8, 10MM
S5091-02	C	-02	5/16, 8MM
S5091-03-04	P	-03	7/16
*S5091-03	C, CH, D, P, T	-03	3/8, 10MM
S5091-04-03	C, D	-04	3/8, 10MM
S5091-04	C, D	-04	7/16
S5091-04-M12	P, D	-04	12MM
S5091-04-M14	C	-04	14MM

S5092 BANJO STRAIGHT EXTENDED NECK

PART NO.	MATERIAL	HOSE	HOLE SIZE
S5092-03-02	D	-03	5/16, 8MM
S5092-03-04	P, C, CH	-03	7/16, 11.2MM
*S5092-03	C, CH, D, P	-03	3/8, 10MM
S5092-04-03	C	-04	3/8, 10MM
5092-03-M12	C, CH	-03	12MM

S5093 20° BANJO EXTENDED NECK

PART NO.	MATERIAL	HOSE	HOLE SIZE
S5093-02-03	C	-02	3/8, 10MM
S5093-03-04	P, C, CH	-03	7/16
*S5093-03	C, CH, D, P	-03	3/8, 10MM
5093-03-M12	C, CH	-03	12MM

S5093L BANJO - COMPOUND 20°/20° LEFT

PART NO.	MATERIAL	HOSE	HOLE SIZE
S5093L-03	C,P	-03	3/8, 10MM

S5093R BANJO - COMPOUND 20°/20° RIGHT

PART NO.	MATERIAL	HOSE	HOLE SIZE
S5093R-03	C, P	-03	3/8, 10MM

S5094 45° BANJO EXTENDED NECK

PART NO.	MATERIAL	HOSE	HOLE SIZE
*S5094-03	C, CH, D, P	-03	3/8, 10MM
S5094LTR-03	C	-03	3/8, 10MM

S5094R/L BANJO - COMPOUND 45°/45° RIGHT / LEFT

PART NO.	MATERIAL	HOSE	HOLE SIZE
S5094R-03	C	-03	3/8, 10MM
S5094L-03	C	-03	3/8, 10MM

S5095 BANJO - DOUBLE

PART NO.	MATERIAL	HOSE	HOLE SIZE
S5095-03-02	D	-03	5/16, 8MM
S5095-03	P, D	-03	3/8, 10MM

S5097 SIDE 20° BANJO EXTENDED NECK

PART NO.	MATERIAL	HOSE SIZE	HOLE SIZE
*S5097-03	C, CH, D, P	-03	3/8, 10MM

S5098 BANJO TWIN EXTENDED NECK

PART NO.	MATERIAL	HOSE SIZE	HOLE SIZE
S5098-03	P	-03	3/8, 10MM

S5070 BANJO 70° EXTENDED NECK

PART NO.	MATERIAL	HOSE SIZE	HOLE SIZE
S5070-03	P, CH, C	-03	3/8, 10MM

S5099 SIDE BANJO 90° EXTENDED NECK

PART NO.	MATERIAL	HOSE SIZE	HOLE SIZE
S5099-03	C, P	-03	3/8, 10MM

S5099S BANJO 90° EXTENDED NECK

PART NO.	MATERIAL	HOSE SIZE	HOLE SIZE
S5099S-03	C, P	-03	3/8, 10MM

S5132 TEE WITH LOCATING LUG

PART NO.	MATERIAL	OTR*	SPUR
S5132-02-03	C	-2	3/8 X 24
S5132-03-03	C	-3	3/8 X 24

* ON THE RUN

S5135 3 WAY TEE

PART NO.	MATERIAL	OTR*	SPUR
S5135-03	C	-3	-3

* ON THE RUN

S5136 3 WAY TEE WITH LOCATING LUG

PART NO.	MATERIAL	OTR	SPUR
S5136-03	P, C	-3	-3

STEPPED LUG : LUG 6.00MM THICK

Material Key
B: Brass, **C**: Stainless Steel, **CH**: Chrome Plated, **D**: Aluminium, **DE**: Electroless Nickel, **P**: Zinc Plated Carbon Steel, **T**: Titanium

Special Line Locators

Fitting Type :
Locating Tab
Application :
Car brakeline kits
To Suit Hose :
600 series
Material : **P, C, NY** (Nylon)

Goodridge recognises the critical nature of hydraulic brake lines, especially for street driven passenger vehicles. It can be vital that during installation, the routing of the flexible stainless braided PTFE lines follows the path of the original equipment lines. In many instances, in-line locating tabs and mounting brackets are utilised to ensure proper fitment and eliminate the threat of damage. We have recreated these locators to fit our 600-Series Hose and use them on our complete Bolt On Brake Line Kits. They have been designed to fit specific applications.

BTL-300/310

LINE LOCATOR

PART NO.	MAT	APPLICATION	TO SUIT
BTL-300	P	MAZDA MITSUBISHI	600-03
BTL-300	C	MAZDA MITSUBISHI	600-03
BTL-310	P	MAZDA MITSUBISHI	600-03 COVERED
BTL-310	C	MAZDA MITSUBISHI	600-03 COVERED

17MM HEX WITH ONE ROUNDED CORNER

BTL-303/313

LINE LOCATOR

PART NO.	MAT	APPLICATION	TO SUIT
BTL-303	P	TOYOTA	600-03
BTL-303	C	TOYOTA	600-03
BTL-313	P	TOYOTA	600-03 COVERED
BTL-313	C	TOYOTA	600-03 COVERED

SINGLE LOCATING TAB

BTL-304/314

LINE LOCATOR

PART NO.	MAT	APPLICATION	TO SUIT
BTL-304	P	NISSAN, GM	600-03
BTL-304	C	NISSAN, GM	600-03
BTL-314	P	NISSAN, GM	600-03 COVERED
BTL-314	C	NISSAN, GM	600-03 COVERED

19MM HEX WITH SILICONE INSERT

BTL-305/315

LINE LOCATOR

PART NO.	MAT	APPLICATION	TO SUIT
BTL-305	P	MAZDA	600-03
BTL-305	C	MAZDA	600-03
BTL-315	P	MAZDA	600-03 COVERED
BTL-315	C	MAZDA	600-03 COVERED

19MM HEX WITH SILICONE INSERT

BTL-306/316

LINE LOCATOR

PART NO.	MAT	APPLICATION	TO SUIT
BTL-306	P	SUBARU	600-03
BTL-306	C	SUBARU	600-03
BTL-316	P	SUBARU	600-03 COVERED
BTL-316	C	SUBARU	600-03 COVERED

19MM HEX WITH SILICONE INSERT

BTL-307/317

LINE LOCATOR

PART NO.	MAT	APPLICATION	TO SUIT
BTL-307	P	TOYOTA	600-03
BTL-307	C	TOYOTA	600-03
BTL-317	P	TOYOTA	600-03 COVERED
BTL-317	C	TOYOTA	600-03 COVERED

17MM HEX WITH OPPOSITE ROUNDED CORNERS

BTL-308/318

LINE LOCATOR

PART NO.	MAT	APPLICATION	TO SUIT
BTL-308	P	SUBARU	600-03
BTL-318	P	SUBARU	600-03 COVERED

17MM HEX WITH 10MM CLIP GROOVE

BLT-301/311

LINE LOCATOR

PART NO.	MAT	APPLICATION	TO SUIT
BLT-301NY	NY	HONDA, ACURA, ROVER, MG	600-03
BLT-311NY	NY	HONDA, ACURA, ROVER, MG	600-03 COVERED

SINGLE LOCATING TAB

BLT-302/312

LINE LOCATOR

PART NO.	MAT	APPLICATION	TO SUIT
BLT-302NY	NY	HONDA, ACURA, ROVER, MG	600-03
BLT-312NY	NY	HONDA, ACURA, ROVER, MG	600-03 COVERED

DOUBLE LOCATING TAB

BTL-321

LINE LOCATOR

PART NO.	MAT	APPLICATION	TO SUIT
BTL-321	P	PROTON	600-03 COVERED

BTL-322

LINE LOCATOR

PART NO.	MAT	APPLICATION	TO SUIT
BTL-322	P	VOLKSWAGON GOLF MK5	600-03

Banjo Bolts

Fitting Type :
Bolt
Application :
Brake / Clutch
To Suit Hose :
600 series
Material : **P, CH, C, D**

Manufactured to exacting specifications to ensure an accurate fit to our Banjo Hose Ends every time, the Goodridge range of Banjo Bolts covers all possible applications. They are available in a wide range of materials, colours, lengths and threads.
Long bolts are for use with 5091, 5095, 5096.
Under hex length:
Short: 18mm (S) Single: 20mm
Single Long: 25mm (L)
Double: 30mm Double Long: 40mm

775 — SINGLE BANJO BOLT UNF

PART NO.	MATERIAL	JIC/UNF THREAD
775-02	C	5/16 X 24
775-03-02	P	5/16 X 24
775-03	C, CH, D, P	3/8 X 24
775-03L	C, CH, P	3/8 X 24
775-04	C, D, P	7/16 X 20
775-04L	C, D, P	7/16 X 20
775-44	P, C, CH	7/16 X 24

992 — SINGLE BANJO BOLT METRIC

PART NO.	MATERIAL	METRIC THREAD
992-02-21	C	M8 X 1.0
992-02-22	C, P	M8 X 1.25
992-03-21	C	M8 X 1.0
992-03-22	C	M8 X 1.25
*992-03-31	C, CH, P, D	M10 X 1.0
992-03-31L	C, P	LONG M10 X 1.0
992-03-31S	C, P	SHORT M10 X 1.0
*992-03-32	C, CH, P, D	M10 X 1.25
992-03-32L	C, P	LONG M10 X1.25
992-03-35	P	M10 X 1.5
992-04-M12	C, CH, D	M12 X 1.5
992-04-M121	D, P	M12 X 1.0
992-04-M121S	P	SHORTM 12 X 1.0
992-04-M122	D, P	M12 X 1.25
992-04-32	C	M10 X 1.25

1012 — SINGLE BANJO BOLT BSP

PART NO.	MATERIAL	BSP THREAD
1012-03	P, C	1/8 BSP
1012-04	P	1/4 BSP

993 — DOUBLE BANJO BOLT METRIC

PART NO.	MATERIAL	METRIC THREAD
*993-03-31	C, CH, D, P	10 X 1.00MM
993-03-31L	P, C	10 X 1.00MM
993-03-31S	P, D	10 X 1.00MM 28MM U/HEX
*993-03-32	C, CH, D, P	10 X 1.25MM
993-04-32	C	10 X 1.25MM

773 — DOUBLE BANJO BOLT UNF

PART NO.	MATERIAL	UNF THREAD
773-03	C, CH, D, P	3/8 X 24
773-03L	P, CH	3/8 X 24
773-44	P, CH	7/16 X 24
773-44L	P, CH	7/16 X 24

1013 — DOUBLE BANJO BOLT BSP

PART NO.	MATERIAL	BSP THREAD
1013-03	P, C, CH	1/8 BSP

BL775 — SINGLE BRAKELIGHT BANJO BOLT UNF

PART NO.	MATERIAL	THREAD
BL775-03	C	3/8 X 24
BL775-44	C	7/16 X 24

BL992 — SINGLE BRAKELIGHT BANJO BOLT METRIC

PART NO.	MATERIAL	THREAD
BL992-31	C	10 X 1.00MM
BL992-32	C	10 X 1.25MM
BL992-31S	C	10 X 1.00MM (18.5MM U/HEX)

BL993 — DOUBLE BRAKELIGHT BANJO BOLT METRIC

PART NO.	MATERIAL	THREAD
BL993-31	C	10 X 1.00MM
BL993-32	C	10 X 1.25MM
BL993-31S	C	10 X 1.00MM (28MM U/HEX)

992_31LC — SINGLE BANJO BOLT METRIC

PART NO.	MATERIAL	THREAD
992_31LC_-KUL	C	10 X 1.00MM

STAINLESS STEEL BANJO BOLT TO ACCEPT A KULITE PRESSURE SENSOR (IDEAL FOR MASTER CYLINDER APPLICATIONS)

Material Key
B: Brass, **C**: Stainless Steel, **CH**: Chrome Plated, **D**: Aluminium, **DE**: Electroless Nickel, **P**: Zinc Plated Carbon Steel, **T**: Titanium

Bleed Nipple Banjo Bolts & Nipples

Fitting Type :
Bolt
Application :
Brake / Clutch
To Suit Hose :
600 series
Material : **P, CH, C**

Goodridge developed Bleed Nipple Banjo Bolts in response to concerns about the length of time required to bleed hydraulic systems. Our design allows the installer to bleed the system at the source of the problem, at the master cylinder where the air is located. Use of our proprietary design allows the installer to burp the hydraulic system, ensuring safe and efficient bleeding.

775BN
SINGLE BANJO BOLT WITH BLEED NIPPLE UNF

PART NO.	MATERIAL	UNF THREAD
775-03BN	C, P	3/8 X 24

992BN
SINGLE BANJO BOLT WITH BLEED NIPPLE METRIC

PART NO.	MATERIAL	METRIC THREAD
992-31BN	C, P	10 X 1.00MM
992-32BN	C, P	10 X 1.25MM

773BN
SINGLE BANJO BOLT WITH BLEED NIPPLE UNF

PART NO.	MATERIAL	UNF THREAD
773-03BN	C, P	3/8 X 24

993BN
BLEED NIPPLE DOUBLE BANJO BOLT METRIC

PART NO.	MATERIAL	METRIC THREAD
993-31BN	C, P	10 X 1.00MM
993-32BN	C, P	10 X 1.25MM

Bleed Nipples

Fitting Type :
Bleed Nipple
Application :
Brake systems
To Suit Hose :
600 series
Material : **P, C**

Goodridge provide a wide range of bleed nipples in many thread configurations to suit every common application.

BN506
BLEED NIPPLE UNF

PART NO.	MATERIAL	UNF THREAD
BN506	P	3/8 X 24

BN507
BLEED NIPPLE METRIC

PART NO.	MATERIAL	METRIC THREAD
BN507	P, C	7 X 1.00MM

BN508
BLEED NIPPLE METRIC

PART NO.	MATERIAL	METRIC THREAD
BN508	P, C	8 X 1.25MM

BN510
BLEED NIPPLE METRIC

PART NO.	MATERIAL	METRIC THREAD
BN510	P	10 X 1.00MM

BN704
BLEED NIPPLE METRIC UNF

PART NO.	MATERIAL	UNF THREAD
BN704	P, C	1/4 X 28

BNSB
SPEED BLEEDER

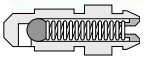

CROSS SECTION

PART NO.	MATERIAL	THREAD
BN506PSB	P	3/8 X 24
BN507PSB	P	7 X 1.00MM
BN508PSB	P	8 X 1.25MM
BN510PSB	P	10 X 1.00MM
BN512PSB	P	10 X 1.25MM
BN561PSB	P	6 X 1.00MM
BN704PSB	P	1/4 X 28

BN-CAP
BLEED NIPPLE CAP

PART NO.
BN-CAP

Special Application Block Adaptors

Fitting Type :
Block Adaptor
Application :
Brake systems
To Suit Hose :
600 series
Material : **B, C, P**

Goodridge have a constantly developing range of special adaptors to ensure your brakeline kit fits correctly easily and safely. Block adaptors can be bought separately to assist you when routing your brake hose system.

G105A

TEE ADAPTOR WITH -03 LEG WITH 7/16 LOCATOR HOLE



PART NO.	MATERIAL	THREAD A
G105A	B	3/8 X 24 INV
G105AE	B	3/8 X 24 INV
G105A-44	B	7/16 X 24 INV
G105-31A	B	M10 X 1.00 INV

APPLICATION MUSTANG/CHEROKEE

G106A

ANGLED BANJO ADAPTOR SQUARE HEAD

PART NO.	MATERIAL	HOLE SIZE
G106A	B	3/8
G1067A	B	7/16

APPLICATION FORD

G115

REAR TEE BLOCK GM

PART NO.	MATERIAL	THREAD
G115	B	M10 X 1.00 FEMALE 3/8 X 24 MALE

APPLICATION CHEVROLET

G107

TEE BLOCK BRASS



PART NO.	MATERIAL	THREAD A	THREAD B
G107	B	1/8 NPTM	3/8 X 24INV

SP-202

MOTORCYCLE ELBOW FEMALE CONVEX SEAT

PART NO.	MATERIAL	THREAD A
SP-202	C	10 X 1.00MM

HONDA /BMW/ CBS BRAKING SYSTEMS

SP-203

MOTORCYCLE TEE FEMALE CONVEX SEAT



PART NO.	MATERIAL	THREAD A
SP-203	C	10 X 1.00MM

S760

STRAIGHT FEMALE LOCATOR CONVEX SEAT

PART NO.	MATERIAL	METRIC THREAD
S760-03-31	P, C	10 X 1.00MM
TOYOTA		

Harley - Special Application Parts *- continued overleaf*

Fitting Type :
Harley Special Adaptors
Application :
Brake
To Suit Hose :
600 series
Material : **C, CH**

The Goodridge range of brake components extends to cover all Harley Davidson Brakelines including stock or modified bikes. They are included in our complete Bolt On Brake Line Kits, but are available separately. Each is finished in either chrome plated steel or polished stainless steel, giving the desired look for even the most particular owner.

MCHD-011

-03 MALE BRAKE LIGHT SWITCH BODY NO BRACKET

PART NO.	MAT	JIC/UNF THREAD
MCHD-011	C	1/8 NPT FEM / -3 MALE
MCHD-014	CH	1/8 NPT FEM / -3 MALE

MCHD-007

-03 BRAKE SWITCH BODY

PART NO.	MAT	JIC/UNF THREAD
MCHD-007	C	1/8 NPT FEM / -3 MALE

MCHD-015

-03 MALE BRAKELIGHT SWITCH BODY

PART NO.	MAT	THREAD
MCHD-015	CH	1/8 NPT FEM / -03 MALE

MCHD-016

-03 MALE BRAKELIGHT SWITCH BODY

PART NO.	MAT	JIC/UNF THREAD
MCHD-016	CH	1/8 NPT FEM / -03 MALE

MCHD-002

-3 BRAKELIGHT SWITCH BODY NO BRACKET

PART NO.	MAT	THREAD
MCHD-002	C	1/8 NPT FEM
SMCHD-002	C	1/8 NPT FEM

MCHD-010C

-03 MALE BRAKELIGHT SWITCH BODY

PART NO.	MAT	THREAD
MCHD-010C	C	1/8 NPT FEM
MCHD-010	CH	1/8 NPT FEM

Material Key
B: Brass, **C**: Stainless Steel, **CH**: Chrome Plated, **D**: Aluminium, **DE**: Electroless Nickel, **P**: Zinc Plated Carbon Steel, **T**: Titanium

Harley - Special Application Parts - *continued*

MCHD-003
BRAKELIGHT SWITCH BODY

PART NO.	MAT	THREAD
MCHD-003	C	1/8 NPT FEM

MCHD-004
-3 BRAKELIGHT SWITCH BODY W/ GEARBOX BRACKET

PART NO.	MAT	THREAD
MCHD-004	C	1/8 NPT FEM

MCHD-017C
-03 MALE BRAKELIGHT SWITCH BODY

PART NO.	MAT	THREAD
MCHD-017C	C	1/8 NPT FEM

S666
S BEND ADAPTOR

PART NO.	MAT	THREAD
S666-03	CH	-3 TAIL TO 3/8 X 24 I.F.
666-03	CH	-3 TAIL TO 3/8 X 24 I.F.

S6150
150° ADAPTOR

PART NO.	MAT	THREAD
S6150-03	CH	-3 TAIL TO 3/8 X 24 I.F.
6150-03	CH	-3 JIC TAIL 3/8 X 24 I.F.

S690
90° ADAPTOR

PART NO.	MAT	THREAD
S690-03	CH	-3 TAIL TO 3/8 X 24 I.F.
690-03	CH	-3 JIC TAIL TO 3/8 X 24 I.F.

S691
90° ADAPTOR LONG

PART NO.	MAT	JIC/UNF THREAD
S691-03	CH	-3 TAIL TO 3/8 X 24 I.F.
691-03	CH	-3 JIC TAIL TO 3/8 X 24 I.F.

S660
60° ADAPTOR

PART NO.	MAT	JIC/UNF THREAD
S660-03	CH	-3 TAIL TO 3/8 X 24 I.F.
660-03	CH	-3 JIC TAIL TO 3/8 X 24 I.F.

S646
45° ADAPTOR

PART NO.	MAT	JIC/UNF THREAD
S646-03	CH	-3 TAIL TO 3/8 X 24 I.F.
646-03	CH	-03 AN TO 3/8 X 24 I.F.

MCHD-001
TEE BAR

PART NO.	MAT	JIC/UNF THREAD
MCHD-001	CH	3/8 X 24 FEM

MCHD-005
45° FEMALE BANJO ADAPTOR

PART NO.	MAT	THREAD A	TO SUIT BOLT
MCHD-005	CH	3/8 X 24	3/8, 10MM

MCHD-006
FRONT BRAKE TEE

PART NO.	MAT	JIC/UNF THREAD
MCHD-006	CH	3/8 X 24 I.F.

MCHD-024
V-ROD MASTER TO TEE

PART NO.	MATERIAL	UNF THREAD
MCHD-024	CH	3/8 X 24 FEMALE PORTS

773
DOUBLE/SINGLE BANJO BOLT

773

775

SINGLE 20MM
DOUBLE 30MM
LONG DOUBLE 40MM

PART NO.	MAT	THREAD
773-03	C CH, P	3/8 X 24
775-03	C, CH, P	3/8 X 24
775-44	C, CH, P	7/16 X 24

BL775
BRAKELIGHT BOLT

PART NO.	MATERIAL	UNF THREAD
BL775-03	C	3/8 X 24
BL775-44	C	7/16 X 24

592
STRAIGHT BANJO ADAPTOR

PART NO.	MATERIAL	THREAD	TO SUIT BOLT
592-03	CH	3/8 X 24	3/8, 10MM
592-03-04	CH	3/8 X 24	7/16
592-03-M12	CH	3/8 X 24	12MM

593
30° BANJO ADAPTOR

PART NO.	MATERIAL	THREAD	TO SUIT BOLT
593-03	CH	3/8 X 24	3/8, 10MM
593-03-04	CH	3/8 X 24	7/16
593-03-M12	CH	3/8 X 24	12MM

599
90° BANJO ADAPTOR

PART NO.	MATERIAL	THREAD	TO SUIT BOLT
599-03	CH	3/8 X 24	3/8, 10MM
599-03-04	CH	3/8 X 24	7/16

Harley Davidson Re-usable / Swaged Oil Line Fittings

Fitting Type :
Re-usable / Swaged
Application :
Harley Oil Lines

To Suit Hose :
600-06
Material : **CH**

A full and constantly developing range of special adaptors to ensure your oil lines fit correctly easily and safely.

These unique Goodridge oil line fittings have been designed specifically to suit Harley Davidson, and attach easily to the existing connection.

Simple to use, for the professional finish.

HD0100CH
RE-USABLE HARLEY OIL TANK FITTING

PART NO.	MAT	TO SUIT HOSE
HD0100CH	CH	600-06

HD0103CH
RE-USABLE STRAIGHT MALE

PART NO.	MAT	THREAD	TO SUIT HOSE
HD0103CH	CH	1/8 NPT	600-06
HD0104CH	CH	1/4 NPT	600-06

HD4503CH
45° RE-USABLE FORGED FEMALE

PART NO.	MAT	THREAD	TO SUIT HOSE
HD4503CH	CH	1/8 NPT	600-06

HD9003CH
90° FORGED MALE RE-USABLE

PART NO.	MAT	THREAD	TO SUIT HOSE
HD9003CH	CH	1/8 NPT	600-06

HD0200CH
SWAGE STRAIGHT OIL TANK FITTING

PART NO.	MAT	TO SUIT HOSE
HD0200CH	CH	600-06

HD0203CH
SWAGE STRAIGHT

PART NO.	MAT	THREAD	TO SUIT HOSE
HD0203CH	CH	1/8 NPT	600-06
HD0204CH	CH	1/4 NPT	600-06

HD4203CH
45° FORGED MALE SWAGE

PART NO.	MAT	THREAD	TO SUIT HOSE
HD4203CH	CH	1/8 NPT	600-06

HD9203CH
90° FORGED MALE SWAGE

PART NO.	MAT	THREAD	TO SUIT HOSE
HD9203CH	CH	1/8 NPT	600-06

Fuel Injection Lines for Twin Cam Evolution Engines

Part No.
HDFL-005
Application :
Fuel Injection
Material / Construction :
Constructed From Chrome Plated Steel Fittings Swaged Onto a Stainless Steel Braided Hose With a PTFE Smoothbore Liner

With the advent of fuel injected systems for Harley Davidson, we recognised the need for cosmetically appealing fuel injection lines. These unique, Patent Pending fittings utilise an ingenious new style of swivelling Banjo Bolt, secured by double O-rings and a Flush Mount Clip. The Banjo Hose Ends are machined, bent and finished utilising the proprietary manufacturing techniques developed by Goodridge engineers. These fittings are securely attached to our stainless braided PTFE Smoothbore Hose, which accepts all fuels. The combination of pinpoint engineering and an understanding of market demands allow Goodridge to continue offering new products at the forefront of technology.

Constructed From Chrome Plated Steel Fittings Swaged Onto Stainless Steel Braided Hose With PTFE Smoothbore Liner

Material Key
B: Brass, **C**: Stainless Steel, **CH**: Chrome Plated, **D**: Aluminium, **DE**: Electroless Nickel, **P**: Zinc Plated Carbon Steel, **T**: Titanium

Engine Take offs

MCC
COOLER TAKE-OFF FOR GSXR 750/1100 J,K,L,M

PART NO.	MAT	THREAD
MCC-001	D	3/4 X 16

TWO PART ITEM

MCC
CAM COOLER TAKE-OFF FOR GSXR 750/1100

PART NO.	MAT	THREAD
MCC-002	D	9/16 x 18

THREE PART ITEM

MCC
ZEPHYR 1100 OIL COOLER TAKE-OFF

PART NO.	MAT	THREAD
MCC-004	D	3/4 X 16

MCC
ZEPHYR 1100 OIL COOLER TAKE-OFF (OFF SET HOLES)

PART NO.	MAT	THREAD
MCC-005	D	3/4 X 16

MCC-003
XJR 1300 COOLER TAKE-OFF

PART NO.	MAT	THREAD
MCC-003	D	7/8 x 14

MCC-006
XJR 1300 ENG TAKE-OFF

PART NO.	MAT	THREAD
MCC-006	D	7/8 x 14

MCC-009
SUZUKI GSX 1400 ENGINE OIL TAKE OFF

PART NO.	MAT	THREAD
MCC-009	D	3/4 x 16

MCC
ZEPHYR 550/750 OIL COOLER TAKE-OFF

PART NO.	MAT	THREAD
MCC-008	D	9/16 x 18

MCB
MALE CRANK CASE BREATHER PLUG

PART NO.	MAT	THREAD
MCB-002	D	3/4 X 16

OR6290-06 O RINGS X2 REQUIRED

MCB
MCB 002 REQUIRED ON THE FOLLOWING EXCEPT MCB 007 AND MCB 008

PART NO.	DESCRIPTION
MCB-003	M20 GSX 1000 LATE,GSXR 750/1100
MCB-004	M30 GS 1000, GPZ, ZEPHYR,Z900/1000
MCB-005	YAMAHA COARSE THREAD
MCB-006	YAMAHA FINE THREAD
MCB-007	CBR 600 EARLY, CBR 1000
MCB-008	CBR 600 LATE, CBR 900 ZXR

MCC-001A
COOLER TAKE OFF FOR 1200 BANDIT

PART NO.	MAT	THREAD
MCC-001A	D	3/4 X 16

MCC-010
HONDA BLACKBIRD / X11 OIL COOLER TAKE-OFF

PART NO.	MAT	THREAD
MCC-010	D	9/16 x 18

MCC-011
HONDA BLACKBIRD / X11 ENGINE TAKE-OFF

PART NO.	MAT	THREAD
MCC-011	D	9/16 x 18

600 Series Hose

Application :
Fuel, Oil, Water, Dampers

Material / Construction :
Outer cover Corrosion and fire resistant Stainless steel braid and a PTFE inner tube compatible with all fluids

Optional Covering :
Carbon look or Clear coated

Please Note:
Other hose sizes are available with coatings by special request.
Anti static used in sizes dash 4 upwards.

	BORE SIZE		PTFE WALL		BRAID O/D		COVER WALL		WORKING PRES		BURST PRES		WEIGHT		TEMPERATURE		MIN BEND RADIUS	
PART NO	MM	INCH	MM	INCH	MM	INCH	MM	INCH	BAR	PSI	BAR	PSI	KG/M	LB/FT	MIN	MAX	MM	INCH
600-04	5.0	0.197	0.76	0.030	7.65	0.301	-	-	270	3916	810	11748	0.075	0.05	-70°C (-94°F)	260°C (500°F)	50	1.968
600-05	6.3	0.248	0.76	0.030	8.9	0.350	-	-	230	3335	690	10007	0.105	0.07	-70°C (-94°F)	260°C (500°F)	70	2.755
600-05CB	6.3	0.248	0.76	0.030	8.9	0.350	0.50	0.019	230	3335	690	10007	0.123	0.08	-20°C (-4°F)	85°C (185°F)	70	2.755
600-05CL	6.3	0.248	0.76	0.030	8.9	0.350	0.50	0.019	230	3335	690	10007	0.123	0.08	-20°C (-4°F)	85°C (185°F)	70	2.755
600-06	8.2	0.323	0.76	0.030	11.15	0.439	-	-	210	3045	630	9137	0.135	0.09	-70°C (-94°F)	260°C (500°F)	100	3.937
600-08	10.6	0.417	0.76	0.030	12.75	0.502	-	-	180	2610	540	7832	0.149	0.1	-70°C (-94°F)	260°C (500°F)	130	5.118
600-10	13.6	0.535	0.76	0.030	16.35	0.641	-	-	140	2030	420	6091	0.210	0.14	-70°C (-94°F)	260°C (500°F)	150	5.905

600 High Pressure Series (HP)

Application :
Power Steering, Hydraulic, Active Diff

Material / Construction :
Outer cover Corrosion and fire resistant Stainless steel braid with Aramid fibre braid / PTFE inner tube compatible with fluids.
Anti static used in sizes dash 4 to -8

Goodridge again answers the call of the world's top motorsports engineers, by developing a new high pressure hose that is significantly lighter in weight and offering superior flexibility without any compromise to operating pressure ranges. Our 600HP Series combines a smooth bore PTFE inner core with an inner braid of tightly woven Aramid Fibre and an outer braid of high tensile, 304 grade stainless steel. This makes for the world's lightest and most flexible high pressure hose, suitable for applications such as Gear Box Control Systems and Power Steering.

	BORE SIZE		PTFE WALL		BRAID O/D		WORKING PRES		BURST PRES		WEIGHT		TEMPERATURE		MIN BEND RADIUS	
PART NO	MM	INCH	MM	INCH	MM	INCH	BAR	PSI	BAR	PSI	KG/M	LB/FT	MIN	MAX	MM	INCH
600-04HP	5.1	0.200	0.76	0.030	8.9	0.350	375	5439	1500	21756	0.119	0.08	-70°C (-94°F)	260°C (500°F)	45	1.771
600-06HP	8.2	0.335	0.76	0.030	12.3	0.484	325	4714	1300	18855	0.164	0.11	-70°C (-94°F)	260°C (500°F)	70	2.755
600-08HP	10.6	0.417	0.76	0.030	14.8	0.583	250	3626	1000	14504	0.193	0.13	-70°C (-94°F)	260°C (500°F)	90	3.543

Material Key
B: Brass, **C**: Stainless Steel, **CH**: Chrome Plated, **D**: Aluminium, **DE**: Electroless Nickel, **P**: Zinc Plated Carbon Steel, **T**: Titanium

Re-usable Fittings for 600 Hose

Fitting Type :
Re-usable
Application :
Fuel, Oil, Water, Dampers

To Suit Hose :
600 series
Material : **P, D**
Colour : **D**

Smoothbore PTFE hose assemblies can provide the most economic, efficient and lightweight solution to Fuel and Oil transfer systems. We have developed an easy to assemble range of fittings for these applications. PTFE gives a vapour free environment where fuel lines run through the interior of the vehicle.

5091 STRAIGHT BANJO

PART NO.	MATERIAL	TO SUIT BOLT
5091-06	D	-06, M14
5091-08	D	-08, M22

6001 STRAIGHT FEMALE

PART NO.	MATERIAL	THREAD
6001-06	P, D	9/16 X 18
6001-06-M16	D	16 X 1.50MM
6001-08	P, D	3/4 X 16

6045 45° FORGED FEMALE

PART NO.	MATERIAL	THREAD
6045-06	D	9/16 X 18
6045-06-M12	D	12 X 1.50MM
6045-06-M14	D	14 X 1.50MM
6045-06-M16	D	16 X 1.50MM
6045-08	D	3/4 X 16

6046 45° SWEPT TUBE FEMALE

PART NO.	MATERIAL	THREAD
6046-06	P, D	9/16 X 18
6046-08	P, D	3/4 X 16

6090 90° FORGED FEMALE

PART NO.	MATERIAL	THREAD
6090-06	D	9/16 X 18
6090-06-M12	D	12 X 1.50MM
6090-06-M16	D	16 X 1.50MM
6090-08	D	3/4 X 16

6091 90° SWEPT TUBE FEMALE

PART NO.	MATERIAL	JIC/UNF THREAD
6091-06	P, D	9/16 X 18
6091-08	D	3/4 X 16

6120 120° SWEPT TUBE FEMALE

PART NO.	MATERIAL	JIC/UNF THREAD
6120-06	D	9/16 X 18
6120-08	D	3/4 X 16

6150 150° SWEPT TUBE FEMALE

PART NO.	MATERIAL	JIC/UNF THREAD
6150-06	D	9/16 X 18
6150-08	D	3/4 X 16

6180 180° SWEPT TUBE FEMALE

PART NO.	MATERIAL	JIC/UNF THREAD
6180-06	D	9/16 X 18
6180-08	D	3/4 X 16

Replacement Sockets and Olives for 600 Hose

To Suit Hose :
600 series
Material : **B, D**

1205 OLIVE

PART NO.	MATERIAL
1205-06	B, D
1205-08	B, D

1206 SOCKET

PART NO.	MATERIAL
1206-06	D
1206-08	D

Swage/Crimp Fittings for: 600 and 600 High Pressure Hose

Fitting Type :
Swage / Crimp
Application :
Hydraulics, Power Steering, Fuel, Oil, Water, Methanol
To Suit Hose :
600, 600HP
Material : C, D, P,

Please note:
For 600 series medium pressure use medium pressure collar (CMP)
For 600 series high pressure use high pressure collar (CHP)
Aluminium fittings are not recommended for use with HP hose

This newly engineered range of Crimp Tail Hose Ends, utilises the world's strongest and lightest materials, and is designed to withstand operating conditions and working environments found in both medium and high pressure applications. The fittings are designed to work with both 600 medium pressure and 600 high pressure hose. These fittings combine precise engineering tolerances, excellent strength, durability and the lightest possible method of attachment. Available in all popular configurations, these fittings are found in world motorsport, military artillery, production automobiles and industrial machinery.

S6001

STRAIGHT FEMALE MEDIUM/HIGH PRESSURE CONCAVE

PART NO.	MATERIAL	JIC/UNF THREAD
S6001-04	C, P, D	7/16 X 20
S6001-06	C, P, D	9/16 X 18
S6001-08	C, D	3/4 X 16

S6046

45° SWEPT TUBE FEMALE MEDIUM/HIGH PRESSURE CONCAVE

PART NO.	MATERIAL	JIC/UNF THREAD
S6046-04	C, P, D	7/16 X 20
S6046-06	C, D	9/16 X 18
S6046-08	C, D	3/4 X 16

S5091

STRAIGHT BANJO MEDIUM/HIGH PRESSURE

PART NO.	MATERIAL	TO SUIT BOLT
S5091-04	C, D, P	775-04
S5091-06-M12	D, P	992-06-M12
S5091-08	D	775-08

S6091

90° SWEPT TUBE FEMALE MEDIUM/HIGH PRESSURE

PART NO.	MATERIAL	JIC/UNF THREAD
S6091-04	C, D, P	7/16 X 20
S6091-06	C, D, P	9/16 X 18
S6091-08	C, D	3/4 X 16

S6120

120° SWEPT TUBE FEMALE MEDIUM/HIGH PRESSURE

PART NO.	MATERIAL	
S6120-04	C	7/16 X 20

S6150

150° SWEPT TUBE FEMALE MEDIUM/HIGH PRESSURE

PART NO.	MATERIAL	
S6150-04	C	7/16 X 20

S6180

180° SWEPT TUBE MEDIUM/HIGH PRESSURE

PART NO.	MATERIAL	THREAD
S6180-04	C	7/16 X 20

RC600

COLLARS TO SUIT 600 SERIES HOSE MEDIUM PRESSURE

PART NO.	MATERIAL	TO SUIT
RC600-04CMP	C	600-04
RC600-05CMP	C	600-05
RC600-06CMP	C	600-06
RC600-08CMP	C	600-08
RC600-10CMP	C	600-10

RC600

TO SUIT 600 SERIES HOSE HIGH PRESSURE

PART NO.	MATERIAL	
RC600-04CHP	C	600-04HP
RC600-06CHP	C	600-06HP
RC600-08CHP	C	600-08HP
RC600-10CHP	C	600-10HP

S5092

BANJO WITH INTEGRAL SWIVEL TO SUIT 600 SERIES HOSE MEDIUM PRESSURE

PART NO.	MATERIAL	METRIC THREAD
S5092-05-M10CSW	C	10 X 1.00MM
S5092-05-M10PSW	P	10 X 1.00MM

performance fluid transfer systems

200, 210 Series Braided Nitrile Hose and Fittings

Material Key
B: Brass, **C**:Stainless Steel, **CH**:Chrome Plated, **D**:Aluminium, **DE**:Electroless Nickel, **P**:Zinc Plated Carbon Steel, **T**:Titanium

200 Series Hose

Application :
Fuel, Oil, Coolants, Methanol, Water
Material / Construction :
Integral stainless steel reinforced synthetic rubber with hi-tensile outer stainless steel braid
Please Note:
Not to be used for fuel use inside a cockpit.

Goodridge 200 Series hose is the premier stainless steel braided nitrile hose. Designed to Goodridge's exacting specifications and exclusively manufactured for Goodridge, this hose has been supplied to motorsport racing champions for many years. 200 Hose is designed for use with a wide range of re-usable aluminium hose ends and provides essential protection and resistance to high pressure, temperature, vibration, fire risks and chafing. It is constructed of a seamless synthetic CPE inner with an integral stainless steel braid and a high tensile stainless steel outer braid. 200 Series hose has the highest corrosion and fire resistance threshold of any stainless braided nitrile hose available. It can be used with all synthetic lubricants, fuels, oils, coolants and alcohols including methanol and nitromethane.
This hose is perfectly manufactured for efficient and reliable use with 136, 1136, 236, 336 and 2776 Series Hose Ends. The traditional racing hose.

	BORE SIZE		BRAID OD		WORKING PRES		BURST PRES		WEIGHT		TEMPERATURE RANGE		MIN BEND RADIUS	
PART NO	MM	INCH	MM	INCH	BAR	PSI	BAR	PSI	KG/M	LB/FT	MIN	MAX	MM	INCH
200-04	5.56	0.219	11.13	0.438	69	1000	414	6000	0.167	0.112	-46°C (-51°F)	150°C (302°F)	50.80	2.00
200-05	6.25	0.250	12.50	0.500	69	1000	414	6000	0.184	0.123	-46°C (-51°F)	150°C (302°F)	56.25	2.25
200-06	8.73	0.344	13.89	0.547	69	1000	414	6000	0.201	0.135	-46°C (-51°F)	150°C (302°F)	63.50	2.50
200-07	9.38	0.380	15.63	0.625	69	1000	345	5000	0.236	0.158	-46°C (-51°F)	150°C (302°F)	76.20	2.75
200-08	11.12	0.438	16.28	0.641	69	1000	345	5000	0.271	0.182	-46°C (-51°F)	150°C (302°F)	88.90	3.50
200-10	14.27	0.562	20.24	0.797	69	1000	345	5000	0.348	0.234	-46°C (151°F)	150°C (302°F)	101.60	4.00
200-12	17.47	0.688	23.82	0.928	69	1000	259	3750	0.421	0.283	-46°C (-51°F)	150°C (302°F)	114.30	4.50
200-16	22.22	0.875	29.36	1.156	52	750	172	2500	0.552	0.377	-46°C (-51°F)	150°C (302°F)	139.70	5.50
200-20	28.70	1.125	36.49	1.437	35	500	138	2000	0.732	0.492	-46°C (-51°F)	150°C (302°F)	203.20	8.00
200-24	34.92	1.375	43.28	1.704	17	250	138	2000	1.000	0.672	-46°C (-51°F)	150°C (302°F)	228.00	9.00
200-28	38.10	1.500	46.99	1.850	21	300	82	1200	1.190	0.800	-46°C (-51°F)	150°C (302°F)	254.00	10.00
200-32	45.24	1.781	53.19	2.094	14	200	82	1200	1.339	0.900	-46°C (-51°F)	150°C (302°F)	317.50	12.50

210 Series Hose

Application :
Fuel, Oil, Coolants, Methanol, Water
Material / Construction :
Integral stainless steel reinforced synthetic rubber with lightweight outer fibre braid
Please Note:
Not to be used for fuel use inside a cockpit.

210 series is a new development, based on the conventional 200 series stainless steel braided Nitrile hose, widely used in all forms of racing.
The 210 series has a lightweight fibre braid, with high abrasion resistance, and is ideal for breather hoses, or oil and water circuits. It is the perfect solution as a lightweight alternative to 200 series, where the robust stainless steel braid is not necessary, and weight saving is paramount

	BORE SIZE		BRAID OD		WORKING PRES		BURST PRES		WEIGHT		TEMPERATURE RANGE		MIN BEND RADIUS	
PART NO	MM	INCH	MM	INCH	BAR	PSI	BAR	PSI	KG/M	LB/FT	MIN	MAX	MM	INCH
210-04	5.56	0.219	11.17	0.44	34	500	138	2000	0.112	0.075	-40°C (-40°F)	148.9°C (300°F)	50.8	2.00
210-06	8.71	0.343	14.22	0.56	34	500	138	2000	0.141	0.095	-40°C (-40°F)	148.9°C (300°F)	63.5	2.50
210-08	11.13	0.438	17.02	0.67	34	500	138	2000	0.179	0.120	-40°C (-04°F)	148.9°C (300°F)	88.9	3.50
210-10	14.29	0.562	20.83	0.82	34	500	138	2000	0.231	0.155	-40°C (-40°F)	148.9°C (300°F)	101.6	4.00
210-12	17.46	0.688	24.38	0.96	24	350	97	1400	0.372	0.250	-40°C (-40°F)	148.9°C (300°F)	114.3	4.50
210-16	22.23	0.875	29.21	1.15	24	350	97	1400	0.476	0.320	-40°C (40°F)	148.9°C (300°F)	139.7	5.50

336 / 236 Metric Alloy Hose Fittings for: 200, 210 Series Hose

Fitting Type :
Cutter-style Re-usable
Application :
Fuel, Oil, Coolants, Methanol, Water
To Suit Hose :
200, 210
Material : **D**

Initially required by our European and Japanese markets, our full range of Metric Hose Ends for 200, 210 Series Hose is second to none. Utilising our exclusive Triple Seal/Double O-ring design all our Metric Hose Ends allow for all alignments with their 360-degree swivel ends. Each has a forged style body, offering that added measure of strength. Metric hose ends eliminate the need for the extra weight of a JIC/Metric adaptor.

236-01 STRAIGHT FEMALE SPHERICAL SEAT

PART NO.	THREAD
236-0106M12	M12 X 1.5MM
236-0106M14	M14 X 1.5MM
236-0106M16	M16 X 1.5MM
236-0108M14	M14 X 1.5MM
236-0108M16	M16 X 1.5MM
236-0108M18	M18 X 1.5MM

336-45 45° FEMALE FORGED BODY SPHERICAL SEAT

PART NO.	THREAD
336-4506M12	M12 X 1.5MM
336-4506M14	M14 X 1.5MM
336-4506M16	M16 X 1.5MM
336-4508M14	M14 X 1.5MM
336-4508M16	M16 X 1.5MM
336-4508M18	M18 X 1.5MM

336-90 90° FEMALE FORGED BODY SPHERICAL SEAT

PART NO.	THREAD
336-9006M12	M12 X 1.5MM
336-9006M14	M14 X 1.5MM
336-9006M16	M16 X 1.5MM
336-9008M14	M14 X 1.5MM
336-9008M16	M16 X 1.5MM
336-90108M18	M18 X 1.5MM

236 JIC Alloy Hose Fittings for : 200, 210 Series Hose

Fitting Type :
Cutter-style Re-usable
Application :
Fuel, Oil, Coolants, Methanol, Water
To Suit Hose :
200, 210
Material : **D, H**
D = Red and Blue
H = Historic (silver)

236-Historic

The most comprehensive range of lightweight, re-usable alloy hose ends precisely engineered to fit our 200, 210 Series Hose. Our Aerospace standard Triple Seal/Double O-ring nitrile, cutter design ensures a secure, leak free connection every time. All 236, 336 and 1136 Series Hose Ends allow for all time alignment with their 360-degree swivel ends. The 336 Series has forged style bodies, offering that added measure of strength. They are available in bright anodised red and blue, or all silver finish (Historic).
Historic fittings available in:
Straight 45° 90°.
120°, 150°, 180° available upon request.

236-01 STRAIGHT FEMALE

PART NO.	TO SUIT HOSE	JIC/UNF THREAD
236-0106	200-06	9/16 X 18
236-0106DV	200-06	9/16 X 18 INV
236-0108	200-08	3/4 X 16
236-0110	200-10	7/8 X 14
236-0112	200-12	1 1/16 X 12
236-0116	200-16	1 5/16 X 12

236-31 30° FEMALE SWEPT TUBE

PART NO.	TO SUIT HOSE	JIC/UNF THREAD
236-3106	200-06	9/16 X 18
236-3108	200-08	3/4 X 16
236-3110	200-10	7/8 X 14
236-3112	200-12	1 1/16 X 12
236-3116	200-16	1 5/16 X 12

236-60 60° FEMALE SWEPT TUBE

PART NO.	TO SUIT HOSE	JIC/UNF THREAD
236-6106	200-06	9/16 X 18
236-6108	200-08	3/4 X 16
236-6110	200-10	7/8 X 14
236-6112	200-12	1 1/16 X 12
236-6116	200-16	1 5/16 X 12

236-90 90° FEMALE SWEPT TUBE

PART NO.	TO SUIT HOSE	JIC/UNF THREAD
236-9006	200-06	9/16 X 18
236-9008	200-08	3/4 X 16
236-9010	200-10	7/8 X 14
236-9012	200-12	1 1/16 X 12
236-9016	200-16	1 5/16 X 12

236-120 120° FEMALE SWEPT TUBE

PART NO.	TO SUIT HOSE	JIC/UNF THREAD
236-12006	200-06	9/16 X 18
236-12008	200-08	3/4 X 16
236-12010	200-10	7/8 X 14
236-12012	200-12	1 1/16 X 12
236-12016	200-16	1 5/16 X 12

236-150 150° FEMALE SWEPT TUBE

PART NO.	TO SUIT HOSE	JIC/UNF THREAD
236-15006	200-06	9/16 X 18
236-15008	200-08	3/4 X 16
236-15010	200-10	7/8 X 14
236-15012	200-12	1 1/16 X 12
236-15016	200-16	1 5/16 X 12

Material Key
B: Brass, **C**:Stainless Steel, **CH**:Chrome Plated, **D**:Aluminium, **DE**:Electroless Nickel, **P**:Zinc Plated Carbon Steel, **T**:Titanium

236 JIC Alloy Hose Fittings for : 200, 210 Series Hose - *continued*

236-45

45° FEMALE SWEPT TUBE

PART NO.	TO SUIT HOSE	JIC/UNF THREAD
236-4506	200-06	9/16 X 18
236-4508	200-08	3/4 X 16
236-4510	200-10	7/8 X 14
236-4512	200-12	1 1/16 X 12
236-4516	200-16	1 5/16 X 12

236-180

180° FEMALE SWEPT TUBE

PART NO.	TO SUIT HOSE	JIC/UNF THREAD
236-18006	200-06	9/16 X 18
236-18008	200-08	3/4 X 16
236-18010	200-10	7/8 X 14
236-18012	200-12	1 1/16 X 12
236-18016	200-16	1 5/16 X 12

336 Forged Fittings for 200, 210 Hose

Fitting Type :
Cutter-style Re-usable
Application :
Fuel, Oil, Coolants, Methanol, Water
To Suit Hose :
200, 210
Material : D

Forged fittings offer extra strength and low profile for difficult and restricted locations.

336-90

90° FEMALE FORGED ELBOW

PART NO.	TO SUIT HOSE	JIC/UNF THREAD
336-9006	200-06	9/16 X 18
336-9008	200-08	3/4 X 16
336-9010	200-10	7/8 X 14
336-9012	200-12	1 1/16 X 12

336-45

45° FEMALE FORGED ELBOW

PART NO.	TO SUIT HOSE	JIC/UNF THREAD
336-4506	200-06	9/16 X 18
336-4508	200-08	3/4 X 16
336-4510	200-10	7/8 X 14
336-4512	200-12	1 1/16 X 12

Carburettor Hose Fittings for: 200, 210 Series Hose

Fitting Type :
Cutter-style Re-usable
Application :
Holley, Dellorto and Weber carburetor fittings
To Suit Hose : 200, 210
Material : D

CW901- M16

WASHER

PART NO.	MATERIAL
CW901-M16	D

736-90

90° FORGED MALE

PART NO.	MATERIAL	DESCRIPTION	JIC/UNF THREAD
736-9092	D	WEBER	12 X 1.5
736-9006	D		9/16 X 18 JIC/UNF

2776-1106

BANJO TO HOSE END

PART NO.	MATERIAL
2776-1106	D

2776-2106

BANJO TO HOSE CONNECTION

PART NO.	MATERIAL
2776-2106	D

2776-3106

BANJO TO HOSE END TO MALE ON RUN

PART NO.	MATERIAL	JIC/UNF THREAD
2776-3106	D	9/16 X 18

Carburettor Hose Fittings for: 200, 210 Series Hose - *continued*

2776-06-M12D BANJO BOLT FOR WEBER CARBURETOR

PART NO.	MATERIAL	JIC/UNF THREAD
2776-06-M12D	D	M12 X 1.50

STEPPED BANJO BOLT REQUIRES M16 WASHER

2776-06-M122D BANJO BOLT FOR DELLORTO CARBURETOR

PART NO.	MATERIAL	JIC/UNF THREAD
2776-06-M122D	D	M12 X 1.25

STEPPED BANJO BOLT REQUIRES M16 WASHER

1136 Swivel Single Nipple Max-flow Alloy Hose Fittings for: 200, 210 Series Hose

Fitting Type :
Single nipple Re-usable
Application :
Fuel, Oil, Coolants, Methanol, Water
To Suit Hose :
200, 210
Material : D
Colour : D = Red and Blue,
DBK = Black, DE = Electroplate

This series combines the popular single nipple design with a full 360° adjustable capability all at an affordable price. Fittings can be produced in electroplate finish or clear anodised (silver).

1136 Maxflow Hose End

1136-01 STRAIGHT FEMALE SWIVEL

PART NO.	TO SUIT	JIC/UNF THREAD
1136-0104	200-04	7/16 x20
1136-0106	200-06	9/16 x 18
1136-0108	200-08	3/4 x 16
1136-0110	200-10	7/8 x 14
1136-0112	200-12	1 1/16 x 12
1136-0116	200-16	1 5/16 x 12

1136-30 30° FEMALE SWEPT TUBE SWIVEL

PART NO.	TO SUIT	JIC/UNF THREAD
1136-3006	200-06	9/16 x 18
1136-3008	200-08	3/4 x 16
1136-3010	200-10	7/8 x 14
1136-3012	200-12	1 1/16 x 12
1136-3016	200-16	1 5/16 x 12

1136-120 120° FEMALE SWEPT TUBE SWIVEL

PART NO.	TO SUIT	JIC/UNF THREAD
1136-12006	200-06	9/16 X 18
1136-12008	200-08	3/4 X 16
1136-12010	200-10	7/8 X 14
1136-12012	200-12	1 1/16 X 12
1136-12016	200-16	1 5/16 X 12

1136-150 150° FEMALE SWEPT TUBE SWIVEL

PART NO.	TO SUIT	JIC/UNF THREAD
1136-15006	200-06	9/16 X 18
1136-15008	200-08	3/4 X 16
1136-15010	200-10	7/8 X 14
1136-15012	200-12	1 1/16 X 12
1136-15016	200-16	1 5/16 X 12

1136-45 45° FEMALE SWEPT TUBE SWIVEL

PART NO.	TO SUIT	JIC/UNF THREAD
1136-4504	200-04	7/16 x 20
1136-4506	200-06	9/16 x 18
1136-4508	200-08	3/4 x 16
1136-4510	200-10	7/8 x 14
1136-4512	200-12	1 1/16 x 12
1136-4516	200-16	1 5/16 x 12

1136-60 60° FEMALE SWEPT TUBE SWIVEL

PART NO.	TO SUIT	JIC/UNF THREAD
1136-6006	200-06	9/16 x 18
1136-6008	200-08	3/4 x 16
1136-6010	200-10	7/8 x 14
1136-6012	200-12	1 1/16 x 12
1136-6016	200-16	1 5/16 x 12

1136-90 90° FEMALE SWEPT TUBE SWIVEL

PART NO.	TO SUIT	JIC/UNF THREAD
1136-9004	200-04	7/16 x 20
1136-9006	200-06	9/16 x 18
1136-9008	200-08	3/4 x 16
1136-9010	200-10	7/8 x 14
1136-9012	200-12	1 1/16 x 12
1136-9016	200-16	1 5/16 x 12

1136-180 180° FEMALE SWEPT TUBE SWIVEL

PART NO.	TO SUIT	JIC/UNF THREAD
1136-18006	200-06	9/16 X 18
1136-18008	200-08	3/4 X 16
1136-18010	200-10	7/8 X 14
1136-18012	200-12	1 1/16 X 12
1136-18016	200-16	1 5/16 X 12

EXAMPLE DBK

1136-12006DBK

Material Key
B: Brass, **C**:Stainless Steel, **CH**:Chrome Plated, **D**:Aluminium, **DE**:Electroless Nickel, **P**:Zinc Plated Carbon Steel, **T**:Titanium

1136 Electroplate Single Nipple JIC/UNF Alloy Hose Fittings for: 200, 210 Series Hose

Fitting Type :
Single nipple Re-usable
Application :
Fuel, Oil, Coolants, Methanol, Water
To Suit Hose :
200, 210
Material : DE = ELECTROPLATE

Identical to our Red and Blue 1136 series single nipple fittings, but silver electroplate.

1136-01

STRAIGHT FEMALE

PART NO.	TO SUIT	JIC/UNF THREAD
1136-0104DE	200-04	7/16 X 20
1136-0106DE	200-06	9/16 X 18
1136-0108DE	200-08	3/4 X 16
1136-0110DE	200-10	7/8 X 14
1136-0112DE	200-12	1 1/16 X 12
1136-0116DE	200-16	1 5/16 X 12

1136-45

45° FEMALE SWEPT TUBE

PART NO.	TO SUIT	JIC/UNF THREAD
1136-4504DE	200-04	7/16 X 20
1136-4506DE	200-06	9/16 X 18
1136-4508DE	200-08	3/4 X 16
1136-4510DE	200-10	7/8 X 14
1136-4512DE	200-12	1 1/16 X 12
1136-4516DE	200-16	1 5/16 X 12

1136-90

90° FEMALE SWEPT TUBE

PART NO.	TO SUIT	JIC/UNF THREAD
1136-9004DE	200-04	7/16 X 20
1136-9006DE	200-06	9/16 X 18
1136-9008DE	200-08	3/4 X 16
1136-9010DE	200-10	7/8 X 14
1136-9012DE	200-12	1 1/16 X 12
1136-9016DE	200-16	1 5/16 X 12

1136-120

120° FEMALE SWEPT TUBE

PART NO.	TO SUIT	JIC/UNF THREAD
1136-12004DE	200-04	7/16 X 20
1136-12006DE	200-06	9/16 X 18
1136-12008DE	200-08	3/4 X 16
1136-12010DE	200-10	7/8 X 14
1136-12012DE	200-12	1 1/16 X 12
1136-12016DE	200-16	1 5/16 X 12

1136-150

150° FEMALE SWEPT TUBE SWIVEL

PART NO.	TO SUIT	JIC/UNF THREAD
1136-15004DE	200-04	7/16 X 20
1136-15006DE	200-06	9/16 X 18
1136-15008DE	200-08	3/4 X 16
1136-15010DE	200-10	7/8 X 14
1136-15012DE	200-12	1 1/16 X 12
1136-15016DE	200-16	1 5/16 X 12

1136-180

180° FEMALE SWEPT TUBE SWIVEL

PART NO.	TO SUIT	JIC/UNF THREAD
1136-18004DE	200-04	7/16 X 20
1136-18006DE	200-06	9/16 X 18
1136-18008DE	200-08	3/4 X 16
1136-18010DE	200-10	7/8 X 14
1136-18012DE	200-12	1 1/16 X 12
1136-18016DE	200-16	1 5/16 X 12

202 Hose

Application :
Fuel, Oil, Coolants, Methanol, Water
Material / Construction :
Stainless steel braided rubber hose
Please Note:
Not designed to be used with push fit fittings.

202 Hose is a single braid hose for stand pipe applications. Use with 936 hose finishers or hose clips 202 hose offers quality and appearance at affordable cost.

	BORE SIZE		BRAID OD		MIN BEND RADIUS		WORKING PRESSURE		BURST PRESSURE	
PART NO	INCH	MM	INCH	MM	INCH	MM	BAR	PSI	BAR	PSI
202-04	0.25	6.70	0.5	13	1.49	38	63	913	350	5076
202-05	0.31	7.90	0.57	14.5	1.77	45	63	913	350	5076
202-06	0.37	9.5	0.61	15.5	2.08	53	63	913	350	5076
202-08	0.5	10.70	0.73	18.7	2.4	62	63	913	350	5076

Hose Finisher for No-Thread Applications of 200, 202, 210 & 536/TF-TU25 Hoses

Application :
Fuel, Oil, Coolants, Water
Material / Construction :
Anodised aluminium with stainless steel gear drive clamp
*Anodised Aluminium Colour :
DCH ○ DBU ● DR ●

When your hoses are not exposed to pressures or working environments that demand our race ready 1136, 236 or 336 Series Hose Ends our hose finishers are just what you need. These 936-Series Hose Finishers hide a 100% stainless steel Gear Drive Hose Clamp, giving the look of racing fittings at an affordable price. They are the perfect finishing touch to a fully dressed engine.

936 RED HOSE FINISHER

PART NO.	200 HOSE	202 HOSE	TF-TU25 HOSE
936-04DR	-4 & -5	-4	
936-06DR	-6 & -7	-5 & -6	-4
936-08DR	-8		-6
936-10DR	-10		-8
936-12DR	-12		-10
936-14DR			-12
936-16DR	-16		
936-18DR	-18		

936 BLUE HOSE FINISHER

PART NO.	200 HOSE	202 HOSE	TF-TU25 HOSE
936-04DBU	-4 & -5	-4	
936-06DBU	-6 & -7	-5 & -6	-4
936-08DBU	-8		-6
936-10DBU	-10		-8
936-12DBU	-12		-10
936-14DBU			-12
936-16DBU	-16		
936-18DBU	-18		

936 SILVER HOSE FINISHER

PART NO.	200 HOSE	202 HOSE	TF-TU25 HOSE
936-04DCH	-4 & -5	-4	
936-06DCH	-6 & -7	-5 & -6	-4
936-08DCH	-8		-6
936-10DCH	-10		-8
936-12DCH	-12		-10
936-14DCH			-12
936-16DCH	-16		
936-18DCH	-18		

over 35 years of
track side experience



536 and TF-TU25 Push Fit Hose and Fittings

Material Key
B: Brass, **C**: Stainless Steel, **CH**: Chrome Plated, **D**: Aluminium, **DE**: Electroless Nickel, **P**: Zinc Plated Carbon Steel, **T**: Titanium

536 Hose

Application :
***Fuel, Oil, Coolants, Air, Water**

Material / Construction :
Textile reinforced rubber with elastomer cover

Temperature Range :
-40°C (-40°F) to 100°C (212°F)

***Note:**
NOT suitable for all fuel types.
Please contact Goodridge

Goodridge Push Fit 536 Series Hose is an exclusive product manufactured with a special reinforced internal textile braiding and blue elastomer cover. This high quality hose is designed for use in lower pressure applications with our new range of 536 Series Push Fit Hose Ends. When the superior performance of stainless braided nitrile hose is not required, Push Fit is an excellent choice offering high quality, reliability, durability and affordability.
(not recommended for suction systems)

	BORE SIZE		BRAID O/D		WORK PRES		BURST PRES		WEIGHT		MIN BEND RADIUS	
PART NO	MM	IN	MM	IN	PSI	BAR	PSI	BAR	KG/M	LB/FT	MM	IN
536-04	6.35	0.250	12.70	0.500	246.56	17	1000	69	0.10	0.070	76.20	3.00
536-06	9.52	0.375	15.87	0.620	246.56	17	1000	69	0.16	0.107	76.20	3.00
536-08	12.70	0.500	19.05	0.750	246.56	17	1000	69	0.22	0.148	127.00	5.00
536-10	15.87	0.625	23.00	0.900	246.56	17	1000	69	0.30	0.202	152.40	6.00
536-12	19.05	0.750	26.19	1.030	246.56	17	1000	69	0.36	0.242	177.80	7.00

TF-TU25 Hose

Application :
Fuel, Oil, Coolants, Air, Water

Material / Construction :
Cotton reinforced rubber compound inner with synthetic rubber outer

Temperature Range :
-40°C (-40°F) to 80°c (176°F) continuously, -40°C (-40°F) to 120°c (248°F) intermittently

Our TF-TU25 Hose can be used for automotive applications where the superior performance of more sophisticated hose is not required, but reliability is just as important.

A high quality and useful lower pressure hose for use with steel or alloy fittings, TF-TU25 Series Hose is constructed of a synthetic rubber outer cover with an oil resisting seamless rubber compound inner with a cotton reinforcement. TF-TU25 Series Hose is compatible with fuels, oils, coolants and hydraulic fluids. Conforms to SAE 100 R .6.

	BORE SIZE		PTFE WALL		HOSE O/D		WORKING PRES		BURST PRES		WEIGHT		MIN BEND RADIUS	
PART NO	MM	IN	MM	IN	MM	IN	BAR	PSI	BAR	PSI	KG/M	LB/FT	MM	IN
TF-TU25-04	6.00	0.236	4.00	0.157	14.00	0.551	25	362	79	1145	.15	0.10	40	1.574
TF-TU25-06	10.00	0.393	4.00	0.157	18.00	0.709	25	362	79	1145	.25	0.17	60	2.362
TF-TU25-08	13.00	0.511	4.00	0.157	21.00	0.827	25	362	79	1145	.30	0.20	80	3.150
TF-TU25-10	16.00	0.630	4.00	0.157	25.00	0.984	25	362	79	1145	.40	0.27	100	3.937
TF-TU25-12	19.05	0.748	5.00	0.197	29.00	1.142	25	362	79	1145	.50	0.34	120	4.724

3556 Hose

Application :
Fuel (diesel / petrol including: unleaded fuels)

Material / Construction :
Abrasion resistant rubber outer, with a smooth rubber lining

Temperature Range :
-40°C (-40°F) to 125°C (257°F)

	BORE SIZE		OUTER DIAMETER		WORKING PRESSURE		BURST PRESSURE	
PART NO	MM	IN	MM	IN	BAR	PSI	BAR	PSI
3556-05	6.35	1/4	12.70	0.50	3.45	50	17.24	250
3556-06	7.94	5/16	14.22	0.56	3.45	50	17.24	250
3556-07	9.53	3/8	15.74	0.62	3.45	50	17.24	250

Silicone Vacuum Hose

Application :
Low pressure vacuum line, washer tube, coolant overflow

Material / Construction :
Silicone

	BORE SIZE		OUTER DIAMETER		TEMPERATURE	
PART NO	MM	IN	MM	IN	MIN	MAX
VT3-BK	3	0.118	7	.275	-60°C (-76°F)	200°C (392°F)
VT4-BK	4	0.157	8	.3150	-60°C (-76°F)	200°C (392°F)

JIC/UNF Push Fit Hose Fittings for 536 Hose

Fitting Type :
Push Fit
Application :
Fuel, Oil, Water, Air, Coolants
To Suit Hose :
536
Material : **D**
Colour : **BU**

A complete range of 536 Series Push Fit Hose Ends have been designed and manufactured to match our 536 Series Hose. All 536 Series Push Fit Hose Ends are manufactured to the same high standards as our Red and Blue alloy hose ends. The Goodridge developed Sure Lock barbed end securely locks into the hose, giving a cost effective, safe and reliable connection. Once pushed on you will have to cut it off. Great for all low pressure applications and breathers.

536-01

STRAIGHT FEMALE CONCAVE SEAT

PART NO.	TO SUIT	JIC/UNF THREAD
536-0104	536-04	7/16 X 20
536-0106	536-06	9/16 X 18
536-0108	536-08	3/4 X 16
536-0110	536-10	7/8 X 14
536-0112	536-12	1 1/16 X 12

536-45

45° SWEPT TUBE FEMALE CONCAVE SEAT

PART NO.	TO SUIT	JIC/UNF THREAD
536-4504	536-04	7/16 X 20
536-4506	536-06	9/16 X 18
536-4508	536-08	3/4 X 16
536-4510	536-10	7/8 X 14
536-4512	536-12	1 1/16 X 12

536-90

90° SWEPT TUBE FEMALE CONCAVE SEAT

PART NO.	TO SUIT	JIC/UNF THREAD
536-9004	536-04	7/16 X 20
536-9006	536-06	9/16 X 18
536-9008	536-08	3/4 X 16
536-9010	536-10	7/8 X 14
536-9012	536-12	1 1/16 X 12

536-120

120° SWEPT TUBE FEMALE CONCAVE SEAT

PART NO.	TO SUIT	JIC/UNF THREAD
536-12004	536-04	7/16 X 20
536-12006	536-06	9/16 X 18
536-12008	536-08	3/4 X 16
536-12010	536-10	7/8 X 14
536-12012	536-12	1 1/16 X 12

536-150

150° SWEPT TUBE FEMALE CONCAVE SEAT

PART NO.	TO SUIT	JIC/UNF THREAD
536-15004	536-04	7/16 x 20
536-15006	536-06	9/16 x 18
536-15008	536-08	3/4 x 16
536-15010	536-10	7/8 x 14
536-15012	536-12	1 1/16 x 12

536-180

180° SWEPT TUBE FEMALE CONCAVE SEAT

PART NO.	TO SUIT	JIC/UNF THREAD
536-18004	536-04	7/16 X 20
536-18006	536-06	9/16 X 18
536-18008	536-08	3/4 X 16
536-18010	536-10	7/8 X 14
536-18012	536-12	1 1/16 X 12

BSP Hose Fittings for TF-TU25/536 Hose

Fitting Type :
Push Fit
Application :
Fuel , Oil, Water, Air, Coolants
To Suit Hose :
536 / TFTU25
Material : **P**

This range of Sure Lock style Push Fit Hose Ends is designed for our 536 and TFTU25 Series Hoses. They do not require an additional hose clamp to hold the recommended pressures of the hose. These economy hose ends can be quickly fitted to the hose for a safe and effective connection. A range of steel JIC/UNF fittings are also available. Ideal for oil cooler/water applications

350

STRAIGHT FEMALE BSP CONVEX SEAT

PART NO.	TO SUIT	BSP THREAD
350-04	-4	1/4
350-06	-6	3/8
350-08	-8	1/2
350-10	-10	5/8

351

STRAIGHT MALE BSP CONCAVE SEAT

PART NO.	TO SUIT	BSP THREAD
351-04	-4	1/4
351-06	-6	3/8
351-08	-8	1/2

7000

45° FEMALE BSP CONVEX SEAT

PART NO.	TO SUIT	BSP THREAD
7000-04	-4	1/4
7000-06	-6	3/8
7000-08	-8	1/2

7001

90° FEMALE BSP CONVEX SEAT

PART NO.	TO SUIT	BSP THREAD
7001-04	-4	1/4
7001-06	-6	3/8
7001-08	-8	1/2

over 35 years of
track side experience



Material Key
B: Brass, **C**: Stainless Steel, **CH**: Chrome Plated, **D**: Aluminium, **DE**: Electroless Nickel, **P**: Zinc Plated Carbon Steel, **T**: Titanium

Hardline Stainless Steel 836 Tube & Fittings

Application :
Perfect for brake and clutch systems, and other high pressure applications.

Material / Construction :
Seamless stainless steel tube.

Please Note :
Hardline - Flexible Special Assemblies can be custom made to order

When the strength and rigidity of a hardline is required in a high pressure application, look to our HL836 Series. The perfect compliment to our existing ranges of flexible hose and fittings. Use with our range of female and male pipe nuts. Constructed of cold drawn seamless stainless steel, our HL836 Series

Hardline gives consistent flares and non-collapsing bends. Aircraft spec flaring tool available to allow you to flare your own tube.

	BORE SIZE		WALL THICKNESS		OUTER DIAMETER		WORKING PRESSURE		BURST PRESSURE		WEIGHT		MIN BEND RADIUS	
PART NO	MM	IN	MM	IN	MM	IN	BAR	PSI	BAR	PSI	KG/M	LB/FT	MM	IN
HL836-03C	3.36	0.138	0.72	0.028	4.8	3/16	350	5076	1050	15228	0.071	0.05	15.00	0.591

Hardline Fittings

Fitting Type :
Hardline Tube Nut
Application :
Brake/Clutch
To Suit :
Hardline Stainless Steel Tube
Material : C, P

N8000

MALE TUBE NUT

PART NO.	MATERIAL	THREAD
N8401	P	M10 X 1 SHORT
N8402	C, P	M10 X 1 LONG
N8412	P	M12 X 1
N8424	C	7/16 X 4
N8426	C, P	3/8 X 24
N8462	P	7/16 X 20

AN818

FEMALE TUBE NUT (TO BE USED WITH 819)

PART NO.	MATERIAL	THREAD
AN818-03	C	3/8 x 24
818-31	C	10 x 1.00MM

AN819

TUBE SLEEVE (TO BE USED WITH 818)

PART NO.	MATERIAL
AN819-03	C

N1400

FEMALE TUBE NUT

PART NO.	MATERIAL	THREAD
N1401	P	M10 X 1 FEMALE
N1406	P	3/8 X 24 FEMALE
N1460	P	7/16 X 20 FEMALE

Hardline examples

Hardline Aluminium HL836 Tube and Re-usable Aluminium Fittings

Application :
Airjack, Fuel, Oil, Water
Material / Construction :
Aluminium tube with a Polyamide coating
Please Note :
Available in multiples of 4 metres

Goodridge offer the ultimate lightweight hardline solution, using Hycot® Aluminium tube with a range of compatible Goodridge aluminium fittings. The Hycot® tube provides the strength and rigidity of hard tube that can be bent to suit the installation. Constructed of a precision-drawn aluminium tube with a polyamide coating, Hycot® hardline combines exceptional performance and weight-saving, with formability, strength and corrosion-resistance.
HL836 series Hycot® aluminium tube is ideal for the transport of fuel, oil, air and water, covering a wide range of automotive and racing applications, including airjacks. Our fitting design does not require the tube to be flared, and we offer a range of banjo, tee-piece, male and female fittings to ease the installation of the most complex systems, in tight environments.

	BORE SIZE		WALL THICKNESS		OUTER DIAMETER		WORKING PRES		BURST PRES		WEIGHT		MIN BEND RADIUS	
PART NO	MM	IN	MM	IN	MM	IN	BAR	PSI	BAR	PSI	KG/M	LB/FT	MM	IN
HL836-04D	6.0	0.197	1.00	0.039	8.00	0.315	95	1378	290	4206	0.059	0.04	15.00	0.591
HL836-06D	8.0	0.323	1.00	0.039	10.00	0.394	95	1378	290	4206	0.095	0.06	15.00	0.591

Aluminium Hardline Fittings 04/06D - *Continued overleaf*

Fitting Type :
Re-usable tube connectors
To Suit Hose :
HL836 Aluminium Tube
Material : D

HL811 COUPLER

PART NO.	TUBE SIZE
HL811-04D	-04
HL811-06D	-06

HL821 STRAIGHT FEMALE SWIVEL

PART NO.	TUBE SIZE	JIC/UNF THREAD
HL821-04D	-4	7/16 X 20
HL821-0406D	-4	9/16 X 18
HL821-06D	-6	9/16 X 18

HL831 STRAIGHT MALE

PART NO.	TUBE SIZE	JIC/UNF THREAD
HL831-04D	-4	7/16 X 20
HL831-0406D	-4	9/16 X 18
HL831-06D	-6	9/16 X 18

HL841 STRAIGHT MALE BULKHEAD

PART NO.	TUBE SIZE	JIC/UNF THREAD
HL841-04D	-4	7/16 X 20
HL841-0406D	-4	9/16 X 18
HL841-06D	-6	9/16 X 18

HL822 45° FEMALE SWIVEL

PART NO.	TUBE SIZE	JIC/UNF THREAD
HL822-04D	-4	7/16 X 20
HL822-0406D	-4	9/16 X 18
HL822-06D	-6	9/16 X 18

HL823 90° FEMALE SWIVEL

PART NO.	TUBE SIZE	JIC/UNF THREAD
HL823-04D	-4	7/16 X 20
HL823-0406D	-4	9/16 X 18
HL823-06D	-6	9/16 X 18

HL843 90° MALE BULKHEAD

PART NO.	TUBE SIZE	JIC/UNF THREAD
HL843-04D	-4	7/16 X 20
HL843-0406D	-4	9/16 X 18
HL843-06D	-6	9/16 X 18

HL837 45° MALE BULKHEAD

PART NO.	TUBE SIZE	JIC/UNF THREAD
HL837-04D	-4	7/16 X 20
HL837-0406D	-4	9/16 X 18
HL837-06D	-6	9/16 X 18

HL814 TEE PIECE

PART NO.	TUBE SIZE
HL814-04D	-4
HL814-06D	-6

Material Key
B: Brass, **C**: Stainless Steel, **CH**: Chrome Plated, **D**: Aluminium, **DE**: Electroless Nickel, **P**: Zinc Plated Carbon Steel, **T**: Titanium

Aluminium Hardline Fittings 04/06D - *Continued*

Fitting Type :
Re-usable tube connectors
To Suit Hose :
HL836 Aluminium Tube
Material : D

HL824

TEE PIECE WITH FEMALE SWIVEL ON THE RUN

PART NO.	TUBE SIZE	JIC/UNF THREAD
HL824-04D	-4	7/16 X 20
HL824-0406D	-4	9/16 X 18
HL824-06D	-6	9/16 X 18

HL854

TEE PIECE WITH FEMALE SWIVEL ON LEG

PART NO.	TUBE SIZE	JIC/UNF THREAD
HL854-04D	-4	7/16 X 20
HL854-0406D	-4	9/16 X 18
HL854-06D	-6	9/16 X 18

HL591

STRAIGHT BANJO

PART NO.	OD DASH SIZE	HOLE SIZE MM	BOLT SIZE UNF
HL591-04D	-4	11.11	7/16 X 20
HL591-0406D	-4	14.29	9/16 X 18
HL591-06D	-6	14.29	9/16 X 18

HL598

STRAIGHT BANJO

PART NO.	OD DASH SIZE	HOLE SIZE MM	BOLT SIZE UNF
HL598-04D	-4	11.11	7/16 X 20

1209

REPLACEMENT OLIVE

PART NO.	TO SUIT
1209-04	-04
1209-06	-06

1210

REPLACEMENT SOCKET

PART NO.	TO SUIT
1210-04	-04
1210-06	-06



Material Key
B: Brass, **C**:Stainless Steel, **CH**:Chrome Plated, **D**:Aluminium, **DE**:Electroless Nickel, **P**:Zinc Plated Carbon Steel, **T**:Titanium

AN's And Adaptors

Our international position allows us to offer the worlds widest and most diverse range of AN's and adaptors at economic prices. Whether it is a true AN or a metric adaptor, Goodridge provides the natural link from one thread to another. All Goodridge adaptors are manufactured to the highest possible specifications, metric adaptors meet the ISO specification, other adaptors are manufactured to the correct AN specification where such a specification exists. No company carries more thread applications. Our international customers require it.

JIC To JIC Equal Thread - *Continued overleaf*

Fitting Type :
Adaptor
Material : **C, CH, D, P**

AN804 — BULKHEAD TEE ON RUN

PART NO.	MATERIAL	JIC/UNF THREAD
AN804-03	P, C, D	3/8 X 24
AN804-04	P, C, D	7/16 X 20
AN804-06	D, C, P	9/16 X 18
AN804-08	D, P	3/4 X 16
AN804-10	D, P	7/8 X 14
AN804-12	D, P	1 1/16 X 12
AN804-16	D, P	1 5/16 X 12

AN806 — PLUG

PART NO.	MATERIAL	JIC/UNF THREAD
AN806-02	D	5/16 X 24
AN806-03	D, C, P	3/8 X 24
AN806-04	D, P	7/16 X 20
AN806-05	D, P	1/2 X 20
AN806-06	D, C, P	9/16 X 18
AN806-07	D	5/8 X 18
AN806-08	D, P	3/4 X 16
AN806-10	D, P	7/8 X 14
AN806-12	D	1 1/16 X 12
AN806-16	D, P	1 5/16 X 12
AN806-20	D	1 5/8 X 12

AN814 — PORT PLUG

PART NO.	MATERIAL	JIC/UNF THREAD
AN814-02	D	5/16 X 24
AN814-03	D	3/8 X 24
AN814-04	D	7/16 X 20
AN814-05	D	1/2 X 20
AN814-06	D	9/16 X 18
AN814-07	D	5/8 X 18
AN814-08	D	3/4 X 16
AN814-10	D	7/8 X 14
AN814-12	D	1 1/16 X 12
AN814-16	D	1 5/16 X 12

AN814SD — PORT PLUG WITH SOCKET HEX (O RING)

PART NO.	MATERIAL	JIC/UNF THREAD
AN814-03S	D	3/8 X 24
AN814-04S	D	7/16 X 20
AN814-06S	D	9/16 X 18
AN814-08S	D	3/4 X 16
AN814-10S	D	7/8 X 14
AN814-12S	D	1 1/16 X 12

AN819 — TUBE SLEEVE

PART NO.	MATERIAL	APPLICATION
AN819-02	D	FOR USE WITH 818
AN819-03	P, C, D	FOR USE WITH 818
AN819-04	P, C, D	FOR USE WITH 818
AN819-06	C, D	FOR USE WITH 818
AN819-08	C, D	FOR USE WITH 818
AN819-10	C, D	FOR USE WITH 818
AN819-12	D	FOR USE WITH 818
AN819-16	D	FOR USE WITH 818

AN818 — TUBE NUT

PART NO.	MATERIAL	JIC/UNF THREAD
AN818-02	D	5/16 X 24
AN818-03	P, C, D	3/8 X 24
AN818-04	P, C, D	7/16 X 20
AN818-06	P, C, D	9/16 X 18
AN818-08	P, C, D	3/4 X 16
AN818-10	P, C, D	7/8 X 14
AN818-12	P, C, D	1 1/16 X 12
AN818-16	P, C, D	1 5/16 X 12

AN815 — EQUAL MALE

PART NO.	MATERIAL	JIC/UNF THREAD
AN815-02	D, C	5/16 X 24
AN815-03	P, D, C, CH	3/8 X 24
AN815-03V	P, C, CH	3/8 X 24
AN815-04	P, C	7/16 X 20
AN815-05	D	1/2 X 20
AN815-06	P, D	9/16 X 18
AN815-07	P, D	5/8 X 18
AN815-08	P, D, C	3/4 X 16
AN815-10	P, D	7/8 X 14
AN815-12	P, D	1 1/16 X 12
AN815-16	P, D	1 5/16 X 12

AN821 — 90° ELBOW MALE

PART NO.	MATERIAL	JIC/UNF THREAD
AN821-03	D, C	3/8 X 24
AN821-04	D, C, P	7/16 X 20
AN821-05	D	1/2 X 20
AN821-06	D	9/16 X 18
AN821-08	D	3/4 X 16
AN821-10	D	7/8 X 14
AN821-12	D	1 1/16 X 12
AN821-16	D	1 5/16 X 12

JIC To JIC Equal Thread - *Continued*

AN824 MALE TEE

PART NO.	MATERIAL	JIC/UNF THREAD
AN824-03	P, C, D, CH	3/8 X 24
AN824-04	P, C, D	7/16 X 20
AN824-06	D, C	9/16 X 18
AN824-08	D	3/4 X 16
AN824-10	D	7/8 X 14
AN824-12	D	1 1/16 X 12
AN824-16	D	1 5/16 X 12

AN827 MALE TEE

PART NO.	MATERIAL	JIC/UNF THREAD
AN827-04	D	7/16 X 20
AN827-06	D	9/16 X 18
AN827-08	D	3/4 X 16

AN832 MALE BULKHEAD

PART NO.	MATERIAL	JIC/UNF THREAD
AN832-03	P, C, D	3/8 X 24
AN832-04	P, C, D	7/16 X 20
AN832-06	D, P	9/16 X 18
AN832-08	D	3/4 X 16
AN832-10	D, P	7/8 X 14
AN832-12	D, P	1 1/16 X 12
AN832-16	D, P	1 5/16 X 12

AN833 90° MALE BULKHEAD

PART NO.	MATERIAL	JIC/UNF THREAD
AN833-03	P, C, D	3/8 X 24
AN833-04	P, C, D	7/16 X 20
AN833-06	D, C, P	9/16 X 18
AN833-08	D	3/4 X 16
AN833-10	D, P	7/8 X 14
AN833-12	D, P	1 1/16 X 12
AN833-16	D	1 5/16 X 12

AN834 MALE BULKHEAD TEE

PART NO.	MATERIAL	JIC/UNF THREAD
AN834-02	D	5/16 X 24
AN834-03	P, C, D	3/8 X 24
AN834-04	D	7/16 X 20
AN834-06	D	9/16 X 18
AN834-08	D, P	3/4 X 16
AN834-10	D, P	7/8 X 14
AN834-12	D, P	1 1/16 X 12
AN834-16	D	1 5/16 X 12

AN837 45° MALE BULKHEAD

PART NO.	MATERIAL	JIC/UNF THREAD
AN837-03	P, C, D	3/8 X 24
AN837-04	P, D	7/16 X 20
AN837-05	D	1/2 X 20
AN837-06	D, C, P	9/16 X 18
AN837-08	D, P	3/4 X 16
AN837-10	D, P	7/8 X 14
AN837-12	D, P	1 1/16 X 12
AN837-16	D	1 5/16 X 12

AN924 NUT

PART NO.	MATERIAL	JIC/UNF THREAD
AN924-02	P, C, D	5/16 X 24
AN924-03	P, C, D	3/8 X 24
AN924-04	P, C, D	7/16 X 20
AN924-05	D	1/2 X 20
AN924-06	P, C, D	9/16 X 18
AN924-08	P, C, D	3/4 X 16
AN924-10	P, C, D	7/8 X 14
AN924-12	P, C, D	1 1/16 X 12
AN924-16	P, C, D	1 5/16 X 12
AN924-20	D	1 5/8 X 12

AN929 CAP

PART NO.	MATERIAL	JIC/UNF THREAD
AN929-02	D	5/16 X 24
AN929-03	D, P	3/8 X 24
AN929-04	D,C, P	7/16 X 20
AN929-05	D	1/2 X 20
AN929-06	D, P	9/16 X 18
AN929-08	D, P	3/4 X 16
AN929-10	D, P	7/8 X 14
AN929-12	D, P	1 1/16 X 12
AN929-16	D	1 5/16 X 12
AN929-20	D	1 5/8 X 12

AN938 FEMALE TEE

PART NO.	MATERIAL	JIC/UNF THREAD
AN938-04	P, D	7/16 X 20
AN938-05	D	1/2 X 20
AN938-06	P, D	9/16 X 18
AN938-08	D	3/4 X 16
AN938-10	D, P	7/8 X 14
AN938-12	D, P	1 1/16 X 12
AN938-16	D	1 5/16 X 12

AN971 MALE WELD FLANGE ADAPTOR

PART NO.	MATERIAL	JIC/UNF THREAD
AN971-03	D	3/8 X 24
AN971-04	P, D	7/16 X 20
AN971-06	P, D	9/16 X 18
AN971-07	P, D	5/8 X 18
AN971-08	P, D	3/4 X 16
AN971-10	P, D, C	7/8 X 14
AN971-12	P, D	1 1/16 X 12
AN971-16	P, D, C	1 5/16 X 12
AN971-20	D	1 5/8 X 12

AN871 FEMALE WELD ADAPTOR

PART NO.	MATERIAL	JIC/UNF THREAD
AN871-04	D	7/16 X 20 UNF
AN871-06	D	9/16 X 18 UNF
AN871-08	D	3/4 X 16 UNF
AN871-10	D	7/16 X14 UNF
AN871-12	D	1 1/16 X 12 UNF
AN871-16	D	1 5/16 X 12
AN871-20	D	1 5/8 X 12

Material Key
B: Brass, **C**:Stainless Steel, **CH**:Chrome Plated, **D**:Aluminium, **DE**:Electroless Nickel, **P**:Zinc Plated Carbon Steel, **T**:Titanium

JIC To JIC Unequal Thread

Fitting Type :
Adaptor
Material : **C, CH, D, P**

AN824

TEE WITH UNEQUAL LEG

		JIC/UNF THREAD		
PART NO.	MATERIAL	A	B	C
AN824-06-06-08	P, C, D	9/16	9/16	3/4
AN824-08-08-10	P, C, D	3/4	3/4	7/8
AN824-10-10-12	P, C, D	7/8	7/8	1 1/16

919

MALE TO MALE

PART NO.	MATERIAL	A-JIC/UNF THREAD	B-JIC/UNF THREAD	PART NO.	MATERIAL	A-JIC/UNF THREAD	B-JIC/UNF THREAD
919-04-03	P, C	7/16 X 20	3/8 X 24	919-10-08	P	7/8 X 14	3/4 X 16
919-04-44	P	7/16 X 20	7/16 X 24	919-12-08	P	1 1/16 X 12	3/4 X 16
919-06-03	P	9/16 X 18	3/8 X 24	919-12-10	P	1 1/16 X 12	7/8 X 14
919-06-04	P	9/16 X 18	7/16 X 20	919-16-10	P	1 5/16 X 12	7/8 X 14
919-08-06	P	3/4 X 16	9/16 X 18	919-16-12	P	1 5/16 X 12	1 1/16 X 12
919-10-06	P	7/8 X 14	9/16 X 18				

AN919

MALE TO MALE

PART NO.	MAT	A-JIC/UNF THREAD		B-JIC/UNF THREAD		PART NO.	MAT	A-JIC/UNF THREAD		B -JIC/UNF THREAD	
AN919-0	D, C	-02	5/16 X24	-03	3/8 X 24	AN919-14	D	-10	7/8 X 14	-06	9/16 X 18
AN919-01	D	-02	5/16 X 24	-04	7/16 X 20	AN919-15	D	-10	7/8 X 14	-08	3/4 X 16
AN919-02	D	-03	3/8 X 20	-04	7/16 X 20	AN919-18	D	-12	1 1/16 X 12	-06	9/16 X 18
AN919-03	D	-04	7/16 X 20	-05	1/2 X 20	AN919-19	D	-12	1 1/16 X 12	-08	3/4 X 16
AN919-06-02	D	-06	9/16 X 18	-02	5/16 X 24	AN919-20	D	-12	1 1/16 X 12	-10	7/8 X 14
AN919-06	D	-06	9/16 X 18	-04	7/16 X 20	AN919-22	D	-16	1 5/16 X 12	-10	7/8 X 14
AN919-07	D	-06	9/16 X 18	-05	1/2 X 20	AN919-23	D	-16	1 5/16 X 12	-12	1 1/16 X 12
AN919-10	D	-08	3/4 X 16	-04	7/16 X 20	AN919-25	D	-20	1 5/8 X 12	-12	1 1/16 X 12
AN919-12	D	-06	9/16 X 18	-08	3/4 X 16	AN919-26	D	-20	1 5/8 X 12	-16	1 5/16 X 12
AN919-13	D	-10	7/8 X 14	-04	7/16 X 20						

JIC Male To Female

AN894

MALE REDUCER FEMALE SEALS ON O-RING

PART NO.	MATERIAL	A-JIC/UNF THREAD	B-JIC/UNF THREAD	PART NO.	MATERIAL	A-JIC/UNF THREAD	B-JIC/UNF THREAD
AN894-04-03	D	7/16 X 20	3/8 X 24	AN894-12-08	D	1 1/16 X 12	3/4 X 16
AN894-06-04	D	9/16 X 18	7/16 X 20	AN894-12-10	D	1 1/16 X 12	7/8 X 14
AN894-06-08	D	9/16 X 18	3/4 X 16	AN894-16-08	D	1 5/16 X 12	3/4 X 16
AN894-08-06	D	3/4 X 16	9/16 X 18	AN894-16-10	D	1 5/16 X 12	7/8 X 14
AN894-10-06	D	7/8 X 14	9/16 X 18	AN894-16-12	D	1 5/16 X 12	1 1/16 X 12
AN894-10-08	D	7/8 X 14	3/4 X 16	AN894-20-16	D	1 5/8 X 12	1 5/16 X 12

AN950 MALE TO FEMALE ADAPTOR (JIC SEATS)

PART NO.	MAT	A-JIC/UNF THREAD	B-JIC/UNF THREAD	PART NO.	MAT	A-JIC/UNF THREAD	B-JIC/UNF THREAD	PART NO.	MAT	A-JIC/UNF THREAD	B-JIC/UNF THREAD
AN950-03-04	D	3/8 X 24	7/16 X 20	AN950-08-06	D	3/4 X 16	9/16 X 18	AN950-12-10	D	1 1/16 X 12	7/8 X 14
AN950-04-03	D	7/16 X 20	3/8 X 24	AN950-08-10	D	3/4 X 16	7/8 X 14	AN950-12-16	D	1 1/16 X 12	1 5/16 X 12
AN950-04-06	D	7/16 X 20	9/16 X 18	AN950-10-06	D	7/8 X 14	9/16 X 18	AN950-16-12	D	1 5/16 X 12	1 1/16 X 12
AN950-06-04	D	9/16 X 18	7/16 X 20	AN950-10-08	D	7/8 X 14	3/4 X 16	AN950-20-16	D	1 5/8 X 12	1 5/16 X 12
AN950-06-08	D	9/16 X 18	3/4 X 16	AN950-10-12	D	7/8 X 14	1 1/16 X 12				
AN950-08-04	D	3/4 X 16	7/16 X 20	AN950-12-08	D	1 1/16 X 12	3/4 X 16				

Special Adaptors
(Modified AN parts for motorsport requirements)

Fitting Type :
Adaptor
Material : C, CH, D, P

CPL

ADAPTOR SWIVEL FEMALE COUPLING

PART NO.	MATERIAL	JIC/UNF THREAD
CPL-03	C,D	3/8 X 24
CPL-04	C,D	7/16 X 20
CPL-06	C,D	9/16 X 18
CPL-08	C,D	3/4 X 16
CPL-10	D	7/8 X 14
CPL-12	D	1 1/16 X 12
CPL-16	D	1 5/16 X 12

CPL-823

ADAPTOR 45° MALE TO SWIVEL FEMALE

PART NO.	MATERIAL	JIC/UNF THREAD
CPL-823-04	D	7/16 X 20
CPL-823-06	D	9/16 X 18
CPL-823-08	D	3/4 X 16
CPL-823-10	D	7/8 X 14
CPL-823-12	D	1 1/16 X 12

CPL-824

ADAPTOR TEE MALE THREAD ON RUN SWIVEL FEMALE ON LEG

PART NO.	MATERIAL	JIC/UNF THREAD
CPL-824-03	D	3/8 X 24
CPL-824-04	D	7/16 X 20
CPL-824-06	D	9/16 X 18
CPL-824-08	D	3/4 X 16
CPL-824-10	D	7/8 X 14
CPL-824-12	D	1 1/16 X 12

CPL-826

ADAPTOR TEE SWIVEL FEMALE ON RUN

PART NO.	MATERIAL	JIC/UNF THREAD
CPL-826-03	D	3/8 X 24
CPL-826-04	D	7/16 X 20
CPL-826-06	D	9/16 X 18
CPL-826-08	D	3/4 X 16
CPL-826-10	D	7/8 X 14
CPL-826-12	D	1 1/16 X 12
CPL-826-06 M16	D	9/16 X 18 NUT, 16 X 1.5MM MALE

CPL-903 TO 912

ADAPTOR 90° MALE TO FEMALE SWIVEL

PART NO.	MATERIAL	JIC/UNF THREAD
CPL-903	D	3/8 X 24
CPL-904	D	7/16 X 20
CPL-906	D	9/16 X 18
CPL-908	D	3/4 X 16
CPL-910	D	7/8 X 14
CPL-912	D	1 1/16 X 12

CPL-816

ADAPTOR JIC/UNF FEMALE SWIVEL TO MALE NPT

PART NO.	MATERIAL	A JIC	B NPT
CPL-8164	D	7/16 X 20	1/8 NPT
CPL-81662	D	9/16 X 18	1/8 NPT
CPL-8166	D	9/16 X 18	1/4 NPT
CPL-81666	D	9/16 X 18	3/8 NPT
CPL-81610	D	7/8 X 14	1/2 NPT

CPL-910_

ADAPTOR 90° FEMALE TO FEMALE SWIVEL

PART NO.	MATERIAL	JIC/UNF THREAD
CPL-9104	D	7/16 X 20
CPL-9106	D	9/16 X 18
CPL-9108	D	3/4 X 16
CPL-9110	D	7/8 X 14
CPL-9112	D	1 1/16 X 12

CPL-450_

ADAPTOR 45° FEMALE TO FEMALE SWIVEL

PART NO.	MATERIAL	JIC/UNF THREAD
CPL-4504	D	7/16 X 20
CPL-4506	D	9/16 X 18
CPL-4508	D	3/4 X 16
CPL-4510	D	7/8 X 14
CPL-4512	D	1 1/16 X 12

CPL-900_

ADAPTOR 90° FEMALE TO FEMALE SWIVEL

PART NO.	MATERIAL	JIC/UNF THREAD
CPL-9004	D	7/16 X 20
CPL-9006	D	9/16 X 18
CPL-9008	D	3/4 X 16
CPL-9010	D	7/8 X 14
CPL-9012	D	1 1/16 X 12
CPL-9016	D	1 5/16 X 12

CPL-460_

ADAPTOR 45° FEMALE TO FEMALE SWIVEL

PART NO.	MATERIAL	JIC/UNF THREAD
CPL-4604	D	7/16 X 20
CPL-4606	D	9/16 X 18
CPL-4608	D	3/4 X 16
CPL-4610	D	7/8 X 14
CPL-4612	D	1 1/16 X 12
CPL-4616	D	1 5/16 X 12

Material Key
B: Brass, **C**: Stainless Steel, **CH**: Chrome Plated, **D**: Aluminium, **DE**: Electroless Nickel, **P**: Zinc Plated Carbon Steel, **T**: Titanium

JIC To NPT Male To Male Adaptors

AN826

JIC TEE NPT ON RUN

PART NO.	MATERIAL	THREAD A JIC	THREAD B NPT
AN826-03	D	3/8 X 24	1/8 X 27
AN826-04	D	7/16 X 20	1/8 X 27
AN826-06	D	9/16 X 18	1/4 X 18
AN826-08	D	3/4 X 16	3/8 X 18
AN826-10	D	7/8 X 14	1/2 X 14
AN826-12	D	1 1/16 X 12	3/4 X 14

AN825

JIC TEE NPT ON LEG

PART NO.	MATERIAL	THREAD A JIC	THREAD B NPT
AN825-03	D	3/8 X 24	1/8 X 27
AN825-04	D	7/16 X 20	1/8 X 27
AN825-06	D	9/16 X 18	1/4 X 18
AN825-08	D	3/4 X 16	3/8 X 18
AN825-10	D	7/8 X 14	1/2 X 14
AN825-12	D	1 1/16 X 12	3/4 X 14

AN816

ADAPTOR STRAIGHT MALE JIC TO STRAIGHT MALE NPT

PART NO.	MATERIAL	A JIC	B NPT	PART NO.	MATERIAL	A JIC	B NPT
AN816-03	P, C, D	3/8 X 24	1/8 X 27	AN816-08-08	D	3/4 X 16	1/2 X 14
AN816-03-04	P, C, D	3/8 X 24	1/4 X 18	AN816-08-12	D	3/4 X 16	3/4 X 14
AN816-04D	P, C, D	7/16 X 20	1/8 X 27	AN816-10-06	D	7/8 X 14	3/8 X 18
AN816-04-04	P, D	7/16 X 20	1/4 X 18	AN816-10	D	7/8 X 14	1/2 X 14
AN816-04-06	P, D	7/16 X 20	3/8 X 18	AN816-10-12	D	7/8 X 14	3/4 X 14
AN816-06-02	P, D	9/16 X 18	1/8 X 27	AN816-12-08	D	1 1/16 X 12	1/2 X 14
AN816-06	P, D	9/16 X 18	1/4 X 18	AN816-12	D	1 1/16 X 12	3/4 X 14
AN816-06-06	P, D	9/16 X 18	3/8 X 18	AN816-12-16	D	1 1/16 X 12	1 X 11 1/2
AN816-06-08	P, D	9/16 X 18	1/2 X 14	AN816-16	D	1 5/16 X 12	1 X 11 1/2
AN816-07	P, D	3/4 X 16	1/4 X 18	AN816-16-12	D	1 5/16 X 12	3/4 X 14
AN816-08	D	3/4 X 16	3/8 X 18	AN816-20	D	1 5/8 X 12	

AN822

90° MALE ELBOW JIC TO MALE NPT

PART NO.	MATERIAL	A JIC	B NPT	PART NO.	MATERIAL	A JIC	B NPT
AN822-03	P, C, D	3/8 X 24	1/8 X 27	AN822-08-08	P, D	3/4 X 16	1/2 X 14
AN822-04	P, C, D	7/16 X 20	1/8 X 27	AN822-08-12	D	3/4 X 16	3/4 X 14
AN822-04-04	P, D	7/16 X 20	1/4 X 18	AN822-10	P, D	7/8 X 14	1/2 X 14
AN822-06-02	D	9/16 X 18	1/8 X 27	AN822-10-12	D	7/8 X 14	3/4 X 14
AN822-06	P, D	9/16 X 18	1/4 X 18	AN822-12	D	1 1/16 X 12	1/4 X 14
AN822-06-06	P, D	9/16 X 18	3/8 X 18	AN822-12-08	D	1 1/16 X 12	1/2 X 14
AN822-06-08	P, D	9/16 X 18	1/2 X 14	AN822-12-16	D	1 1/16 X 12	1 X 11 1/2
AN822-07	P, D	3/4 X 16	1/4 X 18	AN822-16	D	1 5/16 X 12	1 X 11 1/2
AN822-08	P, D	3/4 X 16	3/8 X 18	AN822-16-12	D	1 5/16 X 12	3/4 X 14

AN823

45° MALE ELBOW JIC TO NPT MALE

PART NO.	MATERIAL	A JIC	B NPT	PART NO.	MATERIAL	A JIC	B NPT
AN823-03	D	3/8 X 24	1/8 X 27	AN823-08-08	D	3/4 X 16	1/2 X 14
AN823-04	D	7/16 X 20	1/8 X 27	AN823-10	D	7/8 X 14	1/2 X 14
AN823-04-04	D	7/16 X 20	1/4 X 18	AN823-10-06	D	7/8 X 14	3/8 X 18
AN823-06-02	D	9/16 X 18	1/8 X 27	AN823-10-12	D	7/8 X 14	3/4 X 14
AN823-06	D	9/16 X 18	1/4 X 18	AN823-12	D	1 1/16 X 12	3/4 X 14
AN823-06-06	D	9/16 X 18	3/8 X 18	AN823-12-08	D	1 1/16 X 12	1/2 X 14
AN823-06-08	D	9/16 X 18	1/2 X 14	AN823-16	D	1 5/16 X 12	1 X 11 1/2
AN823-07	D	5/8 X 18	1/4 X 18	AN823-16-12	D	1 5/16 X 12	3/4 X 14
AN823-08D	D	3/4 X 16	3/8 X 18				

NPT Adaptors - *continued overleaf*

Fitting Type :
Adaptor
Material : **D**

AN910

FEMALE PIPE COUPLER



PART NO.	MATERIAL	NPT THREAD
AN910-01	D	1/8 X 27
AN910-02	D	1/4 X 18
AN910-03	D	3/8 X 18
AN910-04	D	1/2 X 14
AN910-06	D	3/4 X 14
AN910-08	D	1 X 11 1/2

NPT Adaptors - *continued*

AN911

MALE TO MALE ADAPTOR

PART NO.	MATERIAL	NPT THREAD
AN911-01	D	1/8 X 27
AN911-02	D	1/4 X 18
AN911-03	D	3/8 X 18
AN911-04	D	1/2 X 14
AN911-06	D	3/4 X 14
AN911-08	D	1 X 11.5

AN912

ADAPTOR MALE - FEMALE

PART NO.	MAT	NPT MALE	NPT FEMALE
AN912-01	D	1/4 X 18	1/8 X 27
AN912-02	D	3/8 X 18	1/4 X 18
AN912-03	D	3/8 X 18	1/8 X 27
AN912-04	D	1/2 X 14	3/8 X 18
AN912-05	D	1/2 X 14	1/4 X 18
AN912-06	D	1/2 X 14	1/8 X 27
AN912-07	D	3/4 X 14	1/2 X 14
AN912-08	D	3/4 X 14	3/8 X 18
AN912-09	D	3/4 X 14	1/4 X 18
AN912-10	D	1 X 11 1/2	3/4 X 14
AN912-11	D	1 X 11 1/2	1/2 X 14
AN912-12	D	1 X 11 1/2	1/2 X 14

AN913

PLUG HEX HEAD NPT

PART NO.	MATERIAL	NPT THREAD
AN913-01	D	1/16 X 26
AN913-02	D	1/8 X 27
AN913-03	D	1/4 X 18
AN913-04	D	3/8 X 18
AN913-05	D	1/2 X 14
AN913-06	D	3/4 X 14
AN913-08	D	1 X 11 1/2

AN914

NPT FEMALE TO MALE 90° EQUAL

PART NO.	MATERIAL	NPT THREAD
AN914-01	D	1/8 X 27
AN914-02	D	1/4 X 18
AN914-03	D	3/8 X 18

AN915

NPT FEMALE TO MALE 45° EQUAL

PART NO.	MATERIAL	NPT THREAD
AN915-01	D	1/8 X 27
AN915-02	D	1/4 X 18
AN915-03	D	3/8 X 18

AN916

NPT FEMALE TO FEMALE 90° EQUAL

PART NO.	MATERIAL	NPT THREAD
AN916-01	D	1/8 X 27
AN916-02	D	1/4 X 18
AN916-03	D	3/8 X 18

AN917

NPT TEE

PART NO.	MATERIAL	NPT THREAD
AN917-01	D	1/8 X 27
AN917-02	D	1/4 X 18
AN917-03	D	3/8 X 18
AN917-04	D	1/2 X 14
AN917-06	D	3/4 X 14
AN917-08	D	1 X 11 1/2

AN932

PLUG SOCKET HEAD

PART NO.	MATERIAL	NPT THREAD
AN932-01	D	1/16 X 27
AN932-02	D	1/8 X 27
AN932-03	D	1/4 X 18
AN932-04	D	3/8 X 18
AN932-05	D	1/2 X 14
AN932-06	D	3/4 X 14
AN932-08	D	1 X 11 1/2

JIC Male To Metric Male

Fitting Type : **Adaptor**

Material : **P, C, CH, D**

305

ADAPTOR JIC TO METRIC CONVEX

PART NO.	MATERIAL	A JIC	B METRIC	PART NO.	MATERIAL	A JIC	B METRIC
*305-03-31	C, CH, D, P	3/8 X 24	10 X 1.00MM	305-06-M121	D	9/16 X 18	12 X 1.00MM
305-03-32	P, C, D	3/8 X 24	10 X 1.25MM	305-06-M122	D	9/16 X 18	12 X 1.25MM
305-03-21	C	3/8 X 24	8 X 1.00MM	305-06-M12	P, D	9/16 X 18	12 X 1.50MM
305-03-M12	C	3/8 X 24	12 X 1.50MM	305-06-M14	D	9/16 X 18	14 X 1.50MM
305-03-M121	P, C	3/8 X 24	12 X 1.00MM	305-06-M16	D	9/16 X 18	16 X 1.50MM
305-03-M122	P, C	3/8 X 24	12 X 1.25MM	305-08-31	D	3/4 X 16	10 X 1.00MM
305-04-M12	D	7/16 X 20	12 X 1.50MM	305-08-35	D	3/4 X 16	10 X 1.50MM
305-04-M121	P	7/16 X 20	12 X 1.00MM	305-08-M122	D	3/4 X 16	12 X 1.25MM
305-04-M122	P	7/16 X 20	12 X 1.25MM	305-08-M12	D	3/4 X 16	12 X 1.50MM
305-04-M14	P	7/16 X 20	14 X 1.50MM	305-08-M14	D	3/4 X 16	14 X 1.50MM
305-04-31	P, D	7/16 X 20	10 X 1.00MM	305-08-M16	D	3/4 X 16	16 X 1.50MM
305-04-32	C	7/16 X 20	10 X 1.25MM	305-10-M18	D	7/8 X 14	18 X 1.50MM
305-04-35	P	7/16 X 20	10 X 1.50MM	305-12-M20	D	1 1/16 X 14	20 X 1.50MM
305-06-31	D	9/16 X 18	10 X 1.00MM	305-16-M24	D	1 5/16 X 14	24 X 1.50MM

Material Key
B: Brass, **C**: Stainless Steel, **CH**: Chrome Plated, **D**: Aluminium, **DE**: Electroless Nickel, **P**: Zinc Plated Carbon Steel, **T**: Titanium

JIC Male To Metric Male - *continued*

Fitting Type : **Adaptor**
Material : **C, CH, D, P**

307 ADAPTOR JIC TO METRIC CONVEX BULKHEAD

		JIC/UNF THREAD	
PART NO.	MATERIAL	A JIC	B METRIC
307-03-31	P, C	3/8 X 24	10 X 1.00MM
307-03-32	P, C	3/8 X 24	10 X 1.25MM

USE LOCKNUT 318

306 ADAPTOR JIC TO METRIC CONCAVE

PART NO.	MAT	A JIC	B METRIC	PART NO.	MAT	A JIC	B METRIC	PART NO.	MAT	A JIC	B METRIC
306-02-31	C	5/16 X 24	10 X 1.00MM	306-04-M20	D	7/16 X 20	20 X 1.50MM	306-08-M20	D	3/4 X 16	20 X 1.50MM
306-02-32	C, T	5/16 X 24	10 X 1.25MM	306-04-M22	D	7/16 X 20	22 X 1.50MM	306-08-M22	D	3/4 X 16	22 X 1.50MM
306-03-M12	C, CH, D	3/8 X 24	12 X 1.50MM	306-04-31	D	7/16 X 20	10 X 1.00MM	306-10-M14	D	7/8 X 14	14 X 1.50MM
306-03-M121	D	3/8 X 24	12 X 1.00MM	306-04-32	D	7/16 X 20	10X 1.25MM	306-10-M16	P, D	7/8 X 14	16 X 1.50MM
306-03-M16	D	3/8 X 24	16 X 1.50MM	306-06-31	D	9/16 X 18	10 X 1.00MM	306-10-M18	D	7/8 X 14	18 X 1.50MM
306-03-M18	P, D	3/8 X 24	18 X 1.50MM	306-06-32	P, D	9/16 X 18	10 X 1.25MM	306-10-M20	D	7/8 X 14	20 X 1.50MM
306-03-M20	D	3/8 X 24	20 X 1.50MM	306-06-M121	D	9/16 X 18	12 X 1.00MM	306-10-M22	D	7/8 X 14	22 X 1.50MM
306-03-M22	D	3/8 X 24	22 X 1.50MM	306-06-M12	P, D	9/16 X 18	12 X 1.50MM	306-10-M24	D	7/8 X 14	24 X 1.50MM
*306-03-31	C, CH, D, P	3/8 X 24	10 X 1.00MM	306-06-M14	P, D	9/16 X 18	14 X 1.50MM	306-10-M26	D	7/8 X 14	26 X 1.50MM
*306-03-32	C, CH, D, P	3/8 X 24	10 X 1.25MM	306-06-M16	P, D	9/16 X 18	16 X 1.50MM	306-12-M18	D	1 1/16 X 14	18 X 1.50MM
306-03-35	P	3/8 X 24	10 X 1.50MM	306-06-M18	P, D	9/16 X 18	18 X 1.50MM	306-12-M20	D	1 1/16 X 14	20 X 1.50MM
306-04-M12	P	7/16 X 20	12 X 1.50MM	306-06-M20	D	9/16 X 18	20 X 1.50MM	306-12-M22	D	1 1/16 X 14	22 X1.50MM
306-04-M121	D	7/16 X 20	12 X 1.00MM	306-08-M12	P, D	3/4 X 16	12 X 1.50MM	306-12-M24	D	1 1/16 X 14	24 X 1.50MM
306-04-M14	D	7/16 X 20	14 X 1.50MM	306-08-M14	P	3/4 X 16	14 X 1.50MM	306-16-M26	D	1 5/16 X 14	26 X 1.50MM
306-04-M16	P	7/16 X 20	16 X 1.50MM	306-08-M16	P, D	3/4 X 16	16 X 1.50MM	306-16-M30	P, D	1 5/16 X 14	30 X 1.50MM
306-04-M18	D	7/16 X 20	18 X 1.50MM	306-08-M18	P, D	3/4 X 16	18 X 1.50MM				

BSP to JIC Adaptors

743 BSP MALE TO JIC MALE BULKHEAD

		THREAD	
PART NO.	MATERIAL	A BSP	B UNF
743-03-03	P	1/8 X 28	3/8 X 24
743-04-04	P	1/8 X 28	7/16 X 20

USE LOCKNUT 924

741 BSP MALE TO JIC MALE

PART NO.	MATERIAL	A BSP	B UNF	PART NO.	MATERIAL	A BSP	B UNF
741-03-02	P	1/8 X 28	5/16 X 24	741-06-04	P, D	3/8 X 19	7/16 X 20
741-03-03	P, CH	1/8 X 28	3/8 X 24	741-06-05	P, D	3/8 X 19	1/2 X 20
741-03-04	P, CH	1/8 X 28	7/16 X 20	741-06-06	P, D	3/8 X 19	9/16 X 18
741-03-05	P	1/8 X 28	1/2 X 20	741-06-07	P, D	3/8 X 19	5/8 X 18
741-03-06	D	1/8 X 28	9/16 X 18	741-06-08	P, D	3/8 X 19	3/4 X 16
741-03-07	P	1/8 X 28	5/8 X 18	741-06-10	P, D	3/8 X 19	7/8 X 14
741-03-08	D	1/8 X 28	3/4 X 16	741-06-12	P, D	3/8 X 19	1 1/16 X 12
741-04-03	P	1/4 X 19	3/8 X 24	741-08-06	P, D	1/2 X 14	9/16 X 18
741-04-04	P	1/4 X 19	7/16 X 20	741-08-08	P, D	1/2 X 14	3/4 X 16
741-04-05	P, D	1/4 X 19	1/2 X 20	741-08-10	P, D	1/2 X 14	7/8 X 14
741-04-06	P, D	1/4 X 19	9/16 X 18	741-08-12	P, D	1/2 X 14	1 1/16 X 12
741-04-07	P, D	1/4 X 19	5/8 X 18	741-12-12	P, D	3/4 X 14	1 1/16 X 12
741-04-08	P, D	1/4 X 19	3/4 X 16				
741-04-10	P, D	1/4 X 19	7/8 X 14				

BSP Female To JIC Male

763 BSP FEMALE TO JIC MALE

PART NO.	MATERIAL	A BSP	B JIC/UNF	PART NO.	MATERIAL	A BSP	B JIC/UNF
763-03-03	D	1/8 X 28	3/8 X 24	763-08-08	P	1/2 x 14	3/4 X 16
763-03-04	D, P	1/8 X 28	7/16 X 20	763-08-10	P	1/2 x 14	7/8 X14
763-04-04	P	1/4 X 19	7/16 X 20	763-08-12	P	1/2 x 14	1 1/16 X 12
763-04-06	D	1/4 X 19	9/16 X 18	763-08-16	D	1/2 x 14	1 5/16 X 12
763-06-06	D, P	3/8 X 19	9/16 X 18	763-10-08	P	5/8 x 14	3/4 X 16
763-06-08	D, P	3/8 X 19	3/4 X 16	763-10-16	D	5/8 x 14	1 5/16 X 12
763-06-10	P	3/8 X 19	7/8 X14	763-12-10	P, D	3/4 x 14	7/8 X14
763-08-06	P	1/2 x 14	9/16 X 18	763-12-12	P, D	3/4 x 14	1 1/16 X 12

BSP Male To Metric Male

946 METRIC BULKHEAD CONVEX SEAT

PART NO.	MATERIAL	THREAD A BSP	THREAD B METRIC
946-03-31	P	1/8 X 28	M10 X 1.00
946-03-32	P	1/8 X 28	M10 X 1.25
946-03-35	P	1/8 X 28	M10 X 1.50
946-04-M12	P	1/4 X 19	M12 X 1.50
946-04-31	P	1/4 X19	M10 X 1.00

945 METRIC CONVEX SEAT

PART NO.	MATERIAL	THREAD A BSP	THREAD B METRIC
945-03-31	P, CH	1/8 X 28	M10 X 1.00
945-03-32	P, CH	1/8 X 28	M10 X 1.25
945-03-35	P	1/8 X 28	M10 X 1.50
945-03-M121	P	1/8 X 28	M12 X 1.00
945-04-31	P	1/4 X 19	M10 X 1.00

742 METRIC CONCAVE SEAT

PART NO.	MATERIAL	A BSP	B METRIC	PART NO.	MATERIAL	A BSP	B METRIC
742-03-21	P, CH	1/8 X 28	M8 X 1.00	742-04-M14	P	1/4 X 19	M14 X 1.50
742-03-31	P, CH	1/8 X 28	M10 X 1.00	742-06-M121	P	3/8 X 19	M12 X 1.00
742-03-32	P, CH	1/8 X 28	M10 X 1.25	742-06-M12	P	3/8 X 19	M12 X 1.50
742-03-35	P	1/8 X 28	M10 X 1.50	742-06-M16	P	3/8 X 19	M16 X 1.50
742-03-M121	P	1/8 X 28	M12 X 1.00	742-06-M18	P	3/8 X 19	M18 X 1.50
742-03-M122	P	1/8 X 28	M12 X 1.25	742-06-M22	P	3/8 X 19	M22 X 1.50
742-03-M12	P	1/8 X 28	M12 X 1.50	742-08-M14	P	1/2 X 14	M14 X 1.50
742-03-M14	P	1/8 X 28	M14 X 1.50	742-08-M16	P	1/2 X 14	M16 X 1.50
742-03-M16	P	1/8 X 28	M16 X 1.50	742-08-M18	P	1/2 X 14	M18 X 1.50
742-04-31	P	1/4 X 19	M10 X 1.00	742-08-M20	P	1/2 X 14	M20 X 1.50
742-04-M16	P	1/4 X 19	M16 X 1.50	742-10-M24	P	5/8 X 14	M24 X 1.50
742-04-M18	P	1/4 X 19	M18 X 1.50				
742-04-M121	P	1/4 X 19	M12 X 1.00				
742-04-M12	P	1/4 X 19	M12 X 1.50				

Material Key
B: Brass, **C**: Stainless Steel, **CH**: Chrome Plated, **D**: Aluminium, **DE**: Electroless Nickel, **P**: Zinc Plated Carbon Steel, **T**: Titanium

BSP Male Equal Thread

Fitting Type :
Adaptor
Material : B, C, CH, D, P

136 STRAIGHT MALE ADAPTOR

PART NO.	MATERIAL	BSP THREAD
136-03	P, B	1/8 X 28
136-04	P	1/4 X 19

313 PLUG

PART NO.	MATERIAL	BSP THREAD
313-03	P	1/8 X 28
313-04	P	1/4 X 19
313-06	P, D	3/8 X 19
313-08	P	1/2 X 14
313-10	P	5/8 X 14

315 CAP

PART NO.	MATERIAL	BSP THREAD
315-03	P	1/8 X 28
315-04	P	1/4 X 19

536 TEE

PART NO.	MATERIAL	BSP THREAD
536-03	P, B	1/8 X 28
536-04	P	1/4 X 19

BSP Male Unequal Thread

Fitting Type :
Adaptor
Material : C, CH, D, P

135 UNEQUAL MALE

PART NO.	MATERIAL	A BSP	B BSP
135-03-04	P	1/8 X 28	1/4 X 19
135-03-06	P	1/8 X 28	3/8 X 19
135-03-08	P	1/8 X 28	1/2 X 14
135-04-06	P	1/4 X 19	3/8 X 19
135-04-08	P	1/4 X 19	1/2 X 14
135-06-08	P	3/8 X 19	1/2 X 14
135-06-10	P	3/8 X19	5/8 X 14

PART NO.	MATERIAL	A BSP	B BSP
135-08-10	P	1/2 X 14	5/8 X 14

BSP To NPT Male

Fitting Type :
Adaptor
Material : C, CH, D, P

544 STRAIGHT MALE BSP/NPT

PART NO.	MATERIAL	A BSP	B NPT
544-03-03	P, CH	1/8 X 28	1/8 X 27
544-03-04	P	1/4 X 19	1/8 X 27
544-04-03	P	1/8 X 28	1/4 X 18
544-04-04	P	1/4 X 19	1/4 X 18
544-04-06	P	3/8 X 19	1/4 X 18

Metric Adaptors

316 CAP

PART NO.	MATERIAL	METRIC THREAD
316-M12	D	M12 X 1.50
316-M14	D	M14 X 1.50

314 PLUG

PART NO.	MATERIAL	METRIC THREAD
314-M12	D	M12 X 1.50
314-M122	P	M12 X 1.25
314-M16	P	M16 X 1.50
314-31	P	M10 X 1.00
314-35	P, D	M10 X 1.50

148 METRIC UNEQUAL MALE CONCAVE SEAT

PART NO.	MATERIAL	A METRIC	B METRIC
148-31-M12	P	M10 X 1.00	M12 X 1.50
148-31-M16	P	M10 X 1.00	M16 X 1.50
148-31-M18	P	M10 X 1.00	M18 X 1.50
148-35-M12	P	M10 X 1.50	M12 X 1.50
148-M12-M14	P	M12 X 1.50	M14 X 1.50
148-M121-M18	P	M12 X 1.00	M18 X 1.50
148-M14-M16	P	M14 X 1.50	M16 X 1.50
148-M16-M18	P	M16 X 1.50	M18 X 1.50
148-M18-M22	P	M18 X 1.50	M22 X 1.50

149 METRIC EQUAL MALE CONCAVE SEAT

PART NO.	MATERIAL	A METRIC	B METRIC
149-21	P	M8 X 1.00	M8 X 1.00
149-M12	P	M12 X 1.50	M12 X 1.50
149-M14	P	M14 X 1.50	M14 X 1.50
149-M142	D	M14 X 1.25	M14 X 1.25
149-M16	P	M16 X 1.50	M16 X 1.50
149-M161	P	M16 X 1.00	M16 X 1.00
149-M162	P	M16 X 1.25	M16 X 1.25

PART NO.	MATERIAL	A METRIC	B METRIC
149-M18	P	M18 X 1.50	M18 X 1.50

Carburretor & Fuel Adaptors

Fitting Type :
Adaptor
Material : P, D

Application :
All common carburretor systemns

For carburretor fittings to suit 200 hose, see page 54

CAB STRAIGHT MALE CONVEX SEAT

PART NO.	DESCRIPTION	THREAD A	THREAD B
CAB206	DUAL FEED HOLLEY	7/8 X 20	-6 JIC
CAB246	SINGLE FEED HOLLEY	9/16 X 24	-6 JIC
CAB208	DUAL FEED HOLLEY	7/8 X 20	-8 JIC
CAB1215	WEBER	M12 X 1.50	-6 JIC
CAB5820	CARTER	5/8 X 20	-6 JIC
CAB1212	DELLORTO	M12 X 1.25	-6 JIC

FB FUEL PUMP AND GAUGE FITTINGS

PART NO.	DESCRIPTION	THREAD A	THREAD B
FB206	FUEL PUMP FITTING	1/2 X 20	-6 JIC
FB186	FUEL PUMP FITTING	5/8 X 18	-6 JIC
FB192	PRESSURE GAUGE	1/8 NPT	-6 JIC
FB195	PRESSURE GAUGE	1/8 NPT	-6 JIC

Available outside USA by request only

GA FUEL AND OIL PRESSURE GAUGE FITTINGS



PART NO.	THREAD A	THREAD B
GA-3	MALE-3AN	FEMALE 1/8 NPT
GA-4	MALE-4AN	FEMALE 1/8 NPT
GA-903	MALE-3AN	90° FEMALE 1/8 NPT
GA-904	MALE-4AN	90° FEMALE 1/8 NPT

Material Key
B: Brass, **C**: Stainless Steel, **CH**: Chrome Plated, **D**: Aluminium, **DE**: Electroless Nickel, **P**: Zinc Plated Carbon Steel, **T**: Titanium

Metric & JIC/UNF Banjo Adaptors and Banjo Bolts

Fitting Type :
Banjo Adaptor
Material : **C, D, P**

779 TWIN BANJO ADAPTOR

PART NO.	MATERIAL	JIC/UNF	TO SUIT BOLT
779-03	C, P	3/8 X 24	3/8 M10
779-04-06	D	7/16 X 20	9/16
779-06-M14	D	9/16 X 18	14MM
779-06-04	D	9/16 X18	7/16

776 SINGLE BANJO ADAPTOR

PART NO.	MATERIAL	JIC/UNF	TO SUIT BOLT
776-02-03	C	5/16 X 24	3/8 / 10MM
776-02	C	5/16 X 24	5/16
776-03	P, C, D	3/8 X 24	3/8 / 10MM
776-03-04	C, P	3/8 X 24	7/16
776-04-03	P	7/16 X 20	3/8
776-04	P	7/16 X 20	7/16
776-04-M12	P	7/16 X 20	12MM
776-04-M14	D	7/16 X 20	14MM
776-04-06	P	7/16 X 20	9/16

PART NO.	MATERIAL	JIC/UNF	TO SUIT BOLT
776-06-04	D	9/16 X 18	7/16
776-06-M12	D	9/16 X 18	12MM
776-06-M14	D	9/16 X 18	14MM
776-06-M16	D	9/16 X 18	16MM
776-06	D	9/16 X 18	9/16
776-08-M14	D	3/4 X 16	14MM
776-08-M16	D	3/4 X 16	16MM
776-08-M18	D	3/4 X 16	18MM
776-10	D	7/8 X 14	7/8
776-10-M18	D	7/8 X 14	18MM
776-10-M20	D	7/8 X 14	20MM

775 SINGLE BANJO BOLT UNF

PART NO.	MATERIAL	UNF THREAD
775-03	P	3/8 X 24
775-04	P	7/16 X 20
775-44	P	7/16 X 24
775-06	D	9/16 X 18
775-08	D	3/4 X 16

PLEASE REFER TO PAGE 41 FOR OTHER BANJO BOLTS

992 SINGLE BANJO BOLT METRIC

PART NO.	MAT	UNF THREAD
992-04-M12	C, CH, D	M12 X 1.50
992-04-M121	D, P	M12 X 1.00
992-04-M121S	C, P	M12 X 1.00 SHORT
992-04-M122	D, P	M12 X 1.25
992-04-32	C	M10 X 1.25
992-06-M12	D	M12 X 1.50
992-06-M14	C, CH, D, P	M14 X 1.50
992-06-M142	D	M14 X 1.25
992-06-M16	D	M16 X 1.50
992-08-M16	D	M16 X 1.50

PART NO.	MAT	/UNF THREAD
992-08-M16S	D	M16 X 1.50 SHORT
992-08-M18	D	M18 X 1.50
992-M12-M12	D	M12 X 1.50 M12 BANJO
992-M14-M14	D	M14 X 1.50 M14 BANJO

NPT To Push Fit Hose End

Fitting Type :
Adaptor
Application :
All common carburretor systems
Material : **D**

AN840 STRAIGHT ADAPTOR

PART NO.	MATERIAL	THREAD	TO SUIT HOSE
AN840-04	D	1/8 X 27	200-04
AN840-06	D	1/4 X 18	200-06
AN840-08	D	3/8 X 18	200-08
AN840-10	D	1/2 X 14	200-10
AN840-12	D	3/4 X 14	200-12

AN842 90° FORGED ADAPTOR

PART NO.	MATERIAL	THREAD	TO SUIT HOSE
AN842-04	D	1/8 X 27	200-04
AN842-06	D	1/4 X 18	200-06
AN842-08	D	3/8 X 18	200-08
AN842-10	D	1/2 X 14	200-10
AN842-12	D	3/4 X 14	200-12

AN844 45° FORGED ADAPTOR

PART NO.	MATERIAL	THREAD	TO SUIT HOSE
AN844-04	D	1/8 X 27	200-04
AN844-06	D	1/4 X 18	200-06
AN844-08	D	3/8 X 18	200-08
AN844-10	D	1/2 X 14	200-10
AN844-12	D	3/4 X 14	200-12

Special Adaptors

Fitting Type :
Adaptor
Application :
Power steering, Gauges, Pressure switches, Special applications

185

POWER STEERING ADAPTOR

		THREAD	
PART NO.	MATERIAL	A THREAD	B JIC/UNF
185001	P	1/2 X 20	9/16 X 18
185002	P	5/8 X 18	9/16 X 18
185003	P	11/16 X 18	9/16 X 18
185004	P	M14 X 1.50	9/16 X 18
185005	P	M16 X 1.50	9/16 X 18
185006	P	M18 X 1.50	9/16 X 18

REPLACEMENT O-RINGS ARE AVAILABLE. SEE PAGE 82

AN921

90° O RING BOSS TO MALE UNION

PART NO.	MATERIAL	JIC/UNF THREAD
AN921-06	D	9/16 X 18 UNF
AN921-08	D	3/4 X 16 UNF
AN921-10	D	7/8 X 14 UNF
AN921-12	D	1 1/16 X 12 UNF

REPLACEMENT STAT-O-SEALS ARE AVAILABLE. SEE PAGE 90

AN922

45° O RING BOSS TO MALE UNION

PART NO.	MATERIAL	JIC/UNF THREAD
AN922-06	D	9/16 X 18 UNF
AN922-08	D	3/4 X 16 UNF
AN922-10	D	7/8 X 14 UNF
AN922-12	D	1 1/16 X 12 UNF

REPLACEMENT STAT-O-SEALS ARE AVAILABLE. SEE PAGE 90

FP190/FP191

JIC MALE TO MALE WITH FEMALE NPT IN HEX

PART NO.	MATERIAL	JIC THREAD	NPT HEX
FP190	D	9/16 X 18	1/8 NPT
FP191	D	3/4 X 16	1/8 NPT

FP192/193

JIC FEMALE TO MALE WITH FEMALE NPT IN HEX

PART NO.	MATERIAL	JIC THREAD	NPT HEX
FP192	D	9/16 X 18	1/8 NPT
FP193	D	3/4 X 16	1/8 NPT
FP198	D	1 1/16 X 12	1/8 NPT
FP199	D	7/16 X 20	1/8 NPT

FP194 to 197

JIC MALE TO NPT MALE WITH NPT FEMALE IN HEX

PART NO.	MATERIAL	THREAD
FP194	D	-06 MALE TO 1/4 NPT MALE TO 1/8 NPT HEX
FP195	D	-08 MALE TO 1/4 NPT MALE TO 1/8 NPT HEX
FP196	D	-06 MALE TO 3/8 NPT MALE TO 1/8 NPT HEX
FP197	D	-08 MALE TO 3/8 NPT MALE TO 1/8 NPT HEX

AN920

STRAIGHT O RING BOSS TO MALE UNION

		THREAD	
PART NO.	MATERIAL	A JIC	B UNF
AN920-04	D	7/16 X 20	7/16 X 20
AN920-06	D	9/16 X 18	9/16 X 18
AN920-06-10	D	9/16 X 18	7/8 X 14
AN920-08	D	3/4 X 16	3/4 X 16
AN920-08-10	D	3/4 X 16	7/8 X 14
AN920-08-12	D	3/4 X 16	1 1/16 X 12
AN920-10	D	7/8 X 14	7/8 X 14
AN920-10-06	D	7/8 X 14	9/16 X 18
AN920-10-08	D	7/8 X 14	3/4 X 16
AN920-10-12	D	7/8 X 14	1 1/16 X 12
AN920-12	D	1 1/16 X 12	1 1/16 X 12
AN920-12-10	D	1 1/16 X 12	7/8 X 14

REPLACEMENT O-RINGS ARE AVAILABLE. SEE PAGE 82

3 And 4 Way Connectors

2203

3 WAY JIC/UNF FEMALE TEE

PART NO.	MATERIAL	JIC/UNF THREAD
2203-03	B	3/8 X 24
2203-31	B	10 X 1.00MM Metric Concave
2203-M121	B	M12 X 1.00MM

2205

3 WAY JIC/UNF FEMALE TEE

PART NO.	MATERIAL	JIC/UNF THREAD
2205-03	D	3/8 X 24
2205-31	D	10 X 1.00MM Metric Concave

2204

4 WAY FEMALE TEE

PART NO.	MATERIAL	THREAD
2204-03	B	3/8 X 24
2204-31	B	M10 x 1.00MM Metric Concave

2206

4 WAY FEMALE TEE

PART NO.	MATERIAL	THREAD
2206-03	D	3/8 X 24
2206-31	D	M10 x 1.00MM Metric Concave

Material Key
B: Brass, **C**: Stainless Steel, **CH**: Chrome Plated, **D**: Aluminium, **DE**: Electroless Nickel, **P**: Zinc Plated Carbon Steel, **T**: Titanium

Brake Adaptors

Fitting Type :
Brake Adaptor
Application :
Brake systems
To Suit Hose :
600 series
Material : P
Please Note :
INV = Convex
BUB = Concave

The Goodridge range of brake adaptors has evolved over the past 35 years to cover almost every combination of thread, dimension and application. Whether you are working on a race car, passenger vehicle, motorcycle or custom project, you are sure to find the adaptor you need.

It is important to note that these adaptors can be utilised with your pre-made TÜV/DOT PTFE Hose assemblies and still remain within the legal requirements.

10100

BRAKE ADAPTOR

PART NO.	DESCRIPTION
10100-03	-3 MALE TO 10 X 1.00MM
10100-04	-4 MALE TO 10 X 1.00MM

10120

BRAKE ADAPTOR

PART NO.	DESCRIPTION
10120-03	-3 MALE TO 1/2 X 20 INV

10125

BRAKE ADAPTOR

PART NO.	DESCRIPTION
10125-03	-3 MALE TO 10 X 1.25MM
10125-04	-4 MALE TO 10 X 1.25MM

10324

BRAKE ADAPTOR

PART NO.	DESCRIPTION
10324-03	-3 MALE TO 3/8 X 24 INV
10324-04	-4 MALE TO 3/8 X 24 INV

10716

BRAKE ADAPTOR

PART NO.	DESCRIPTION
10716-03	-3 MALE TO 7/16 X 24 INV
10716-04	-4 MALE TO 7/16 X 24 INV

10720

BRAKE ADAPTOR

PART NO.	DESCRIPTION
10720-03	-3 MALE TO 7/16 X 20 INV
10720-04	-4 MALE TO 7/16 X 20 INV

10916

BRAKE ADAPTOR

PART NO.	DESCRIPTION
10916-03	-3 MALE TO 9/16 X 18 CONVEX

FM10100

BRAKE ADAPTOR

PART NO.	DESCRIPTION
FM10100-03	-3 MALE TO FEMALE 10 X 1.00MM INV
FM10100-31	-3 MALE TO FEMALE 10 X 1.00 MM BUB FLARE
FM10100-04	-4 MALE TO FEMALE 10 X 1.00MM INV
FM10100-44	-4 MALE TO FEMALE 10 X 1.00MM BUB FLARE

FM10125

BRAKE ADAPTOR

PART NO.	DESCRIPTION
FM10125-03	-3 MALE TO FEMALE 10 X 1.25MM INV

FM10324

BRAKE ADAPTOR

PART NO.	DESCRIPTION
FM10324-03	-3 MALE TO FEMALE 3/8 X 24 INV
FM10324-04	-4 MALE TO FEMALE 3/8 X 24 INV
FM10324-04	-4 MALE BULKHEAD TO 3/8 X 24 INV

FM10716

BRAKE ADAPTOR

PART NO.	DESCRIPTION
FM10716-03	-3 MALE TO FEMALE 7/16 X 24 INV
FM10716-04	-4 MALE TO FEMALE 7/16 X 24 INV

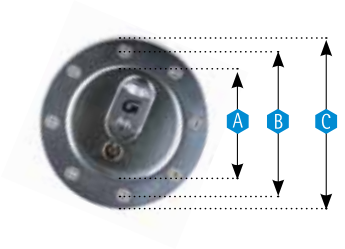
A
B
C

Material Key
B: Brass, **C**:Stainless Steel, **CH**:Chrome Plated, **D**:Aluminium, **DE**:Electroless Nickel, **P**:Zinc Plated Carbon Steel, **T**:Titanium

Ancillary

This section contains all those extras the professional may require to complete the job together with some extras Goodridge has been asked for over the years.

If you are unable to find what you need, please ask our professional sales team and we will do our best to supply.

Buna O-Ring
Part No: **OR6290**

Fitting Type : **O-Ring**
Application :
Suitable for all petroleum products
Please Note :
These 'O' rings conform to AN6290 specifications.
To suit :
AN920, AN921, AN922, AN814SD and swivel G-Line fittings

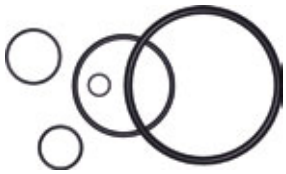

PART NO.	SECTION (INCHES)	I.D (INCHES)	SECTION (MM)	I.D (MM)
OR6290-03	0.064 ± 0.003	0.301 ± 0.005	1.6	7.65
OR6290-04	0.072 ± 0.003	0.351 ± 0.005	1.8	8.92
OR6290-06	0.078 ± 0.003	0.468 ± 0.005	2.0	11.89
OR6290-08	0.087 ± 0.003	0.644 ± 0.005	2.2	16.36
OR6290-10	0.097 ± 0.003	0.755 ± 0.005	2.5	19.18
OR6290-12	0.116 ± 0.004	0.924 ± 0.006	2.9	23.47
OR6290-16	0.116 ± 0.004	1.171 ± 0.006	2.9	29.74

Lockwire and Lockwire Twist Pliers
Part No: **LWD / TP598**

Material :
Stainless Steel (Lockwire)
Package Weight :
0.45 Kilos
Options Available :
See table opposite.

Aircraft grade 302 stainless steel lock wire made to military specifications is perfect for positioning hoses or mounting hardware and combined with our Lockwire Twist Pliers allows for quick and easy safety lockwiring.

PART NO.	WIRE SIZE INCHES	WIRE SIZE MM
LWD594	0.018	0.45
LWD595	0.020	0.51
LWD596	0.024	0.62
LWD597	0.032	0.81
LDW598	0.040	1.01
TP598	LOCKWIRE TWIST PLIERS	

Clamps
Part No: **PLCC**

Material : **D**

Please Note :
*** -04 and -05 available in coloured anodised aluminium.**
Anodised Aluminium Colour :
BU● GD● RD●
Example Part No.
PLCC-03DGD = Anodised Aluminium Gold

Aircraft quality clamps to support and locate hoses. They can be secured either by a rivet or a bolt.

PART NO.	INSIDE DIAMETER	HOSE TYPE
PLCC-03	3/16	600-02
PLCC-04*	1/4	600-03
PLCC-05*	5/16	600-04 600-03 (COVERED)
PLCC-06	3/8	600-05
PLCC-08	1/2	200-06
PLCC-10	5/8	200-08
PLCC-12	3/4	200-10
PLCC-16	1	200-12
PLCC-20	1 1/4	200-16
PLCC-24	1 1/2	200-20

Quick Disconnect
Part No: **QD588**

Fitting Type :
Quick Disconnect
Application :
Fuel, oil and water systems
Material: **D**

A simple and reliable quick disconnect coupling for use with oil and fuel systems.

PART NO.	MATERIAL	JIC/UNF THREAD
QD588-04D	D	7/16 X 20
QD588-06D	D	9/16 X 18
QD588-08D	D	3/4 X 16
QD588-10D	D	7/8 X 14
QD588-12D	D	1 1/16 X 12
QD588-16D	D	1 5/16 X 12

Aircraft Quality Stainless Steel Hose End Clip
Part No: **PLWG**

Fitting Type :
Hose Clip
Application :
Hose end clamping
To Suit Hose:
200, 202, 210, TFTU25, 536
Material: **C**

Lightweight, fully machined, all stainless - the best available.

	INSIDE DIAMETER MIN / MAX (APPROX)			
PART NO.	INCHES	INCHES	MM	MM
PLWG-02	9/32	5/8	7.20	16.00
PLWG-03	5/16	7/8	8.00	22.25
PLWG-04	9/16	1 1/4	14.50	31.40
PLWG-05	1 1/16	1 1/2	26.60	37.70
PLWG-06	7/8	1 3/4	22.25	44.25
PLWG-08	1 13/16	2 1/2	45.75	62.70
PLWG-10	2 1/16	2 3/4	51.60	65.25
PLWG-12	2 3/4	2 13/16	69.25	70.75

Oetiker Clip and Oetiker Pliers
Part No: **OC / 1098**

Fitting Type :
Oetiker clip
Application :
Hose end clamping
To Suit Hose:
200, 202, 210, TFTU25, 536
Material: **C**

An effective way of securing your hoses - when a more permanent fixture is required. Secured with an Oetiker crimping tool.

PART NO.	RANGE MIN/MAX	PART NO.	RANGE MIN/MAX
16.6-706R	14.1-16.6MM	25.6-706R	22.4-25.6MM
17.5-706R	15.0-17.5MM	27.1-706R	23.9-27.1MM
19.2-706R	16.0-19.2MM	28.6-706R	25.4-28.6MM
19.8-706R	16.6-19.8MM	30.1-706R	26.9-30.1MM
21.0-706R	17.8-21.0MM	33.1-706R	29.9-33.1MM
22.6-706R	19.4-22.6MM	54.5-706R	51.3-54.5MM
24.1-706R	20.9-24.1MM	56.0-706R	52.8-56.0MM
1098	OETIKER CLIP PLIERS		

Hose Separators
Part No: **PHS**

Fitting Type :
Hose Separator
Application :
Locating and routing hoses
To Suit Hose:
200, 210 and 600
Material: **D**

Route your hoses where you want them, out of harms way.
Hose separators are manufactured from billet aluminium and anodised to suit your colour scheme.
Great for race vehicles, motorcycles and street vehicles.

PART NO.	TO SUIT HOSE	COLOUR
PHS-03CL	600-03	CLEAR
PHS-03CL-CF	600-03 COLOURFLEX	CLEAR
PHS-03DB	600-03	BLUE
PHS-03DB-CF	600-03 COLOURFLEX	BLUE
PHS-03DR	600-03	RED
PHS-03DR-CF	600-03 COLOURFLEX	RED
PHS-06DB	200-06	BLUE
PHS-06DR	200-06	RED
PHS-08DB	200-08	BLUE
PHS-08DR	200-08	RED

Material Key
B: Brass, **C**:Stainless Steel, **CH**:Chrome Plated, **D**:Aluminium, **DE**:Electroless Nickel, **P**:Zinc Plated Carbon Steel, **T**:Titanium

Ty Raps and Saddles
Part No: **TY**

Application :
Locating and routing hoses

Self-extinguishing nylon pull through ties that self lock. An effective and inexpensive method of securing cables, fluid lines etc. May be used with or without saddle hose base.

	WIDTH (APROX)		LENGTH (APROX)	
PART NO.	INCHES	MM	INCHES	MM
TY23	0.091	2.3	3.600	95.00
TY24	0.140	3.6	5.550	145.00
TY25	0.184	4.7	7.300	190.00
TY27	0.301	7.6	3.380	90.00
TY28	0.184	4.7	14.190	360.00
TC102 SADDLE	0.500	12.7	0.750	20.00

PVC Heatshrink
Part No: **HS760**

Application :
Protective covering

To Suit Hose :
600, 200, 910

Application :
Protective covering

Material : **PVC**

Colour :
BU YE RD BK CL GR
Blue(BU) Yellow(YE) Red (RD) Purple(PR)
Black(BK) Clear(CL) Green(GR)

Self extinguishing PVC protective covering, giving protection against corrosion and abrasion. This tough, hard-wearing material may be fitted to braided hose or any other automotive component and shrunk to size by hot air, with a maximum reduction of 35% of original size.

PART NO.	HOSE	COLOUR
HS760-02	600-02	BK
HS760-03	600-03/04	BK, CL, BU, GR, RD, YE
HS760-06	200-04/06/08	BK, CL, BU, RD
HS760-10	200-10	BK, CL, RD,
HS760-12	200-12	BK, CL
HS760-16	200-16	BK, CL

Raychem Heatshrink
Part No: **DR-25**

Application :
Heat, abrasion and chemical resistant covering, capable of withstanding temperatures from: -75°C (-103°F) to 150°C (302°F)

To Suit Hose :
600, 200, 210, 910, 710, 811, 510

Material: **Raychem**

Colour: **Black**

Raychem represents the ultimate high performance covering, offering protection from heat, abrasion and chemical attack. Easily shrink to size using hot air.

Glue impregnated and thin wall versions available on request.

PART NO.	TO SUIT HOSE
DR-25-1/4	600-02
DR-25-3/8	600-03/04
DR-25-1/2	200-06
DR-25-3/4	200-06/08
DR-25-1	200-10/12
DR-25-3/2	710-12/200-16
DR-25-2	ANY 2 INCH APPLICATION

Reinforced Plastic Tube
Part No: **HP**

Application :
Protective covering

To Suit Hose :
600-03

Material: **Reinforced plastic**

To suit Motocross and Enduro applications, this hard plastic tubing can be used over your flexible hose and attached to the fork leg or rear swinging arm.

PART NO.	TO SUIT HOSE	COLOUR
HP-03	-03	OPAQUE
HP-03RD	-03	RED
HP-03BU	-03	BLUE
HP-03BK	-03	BLACK
HP-03GN	-03	GREEN
HP-03YE	-03	YELLOW

Flameguard
Part No: **EKC622**

Application :
Lightweight flameguard and heat protection.

To Suit Hose : **All**

Material:
Aluminium and Aramid fibre

Temp:
Under continuous use:
-36°C (-32°F) to 180°C (356°F)

A glass cloth with an aluminium foil surface on one side. Its lightweight construction makes it a very popular heat and fire protector. It is now also available with Aramid Fibre reinforced cloth for ultimate strength.

PART NO.	TUBE O.D SIZE TO BE COVERED	LENGTH	TO SUIT HOSE
EKC622-04	1/2	1M	600/02/03/04
EKC622-08	3/4	1M	200-06/08
EKC622-08/250MM	3/4	250MM	200-06/08
EKC622-08/480MM	3/4	480MM	200-06/08
EKC622-08/530MM	3/4	530MM	200-06/08
EKC622-12	1	1M	200-10/12
EKC622-16	1 1/4	1M	200-16

Aramid Flameguard
Part No: **K600**

Application :
Flame retardent and heat insulation

To Suit Hose :
All

Material:
Aramid fibre weave

Offering additional heat and flame protection for all high temperature environments.

PART NO.	TUBE O.D SIZE TO BE COVERED	TO SUIT HOSE
K600-02	1/4	600-02
K600-03	1/2	200-03/04
K600-08	1	200-06/08
K600-12	1 1/4	200-10/12
K600M	1 M WIDE	SHEET CUT TO SUIT ANY APPLICATION

Fireproof Sleeve
Part No: **FG900**

Application :
Insulation and fire retardant, 1090°C (2000°F) short term flame protection.

Operating temp:
-54°C (-65°F) to 260°C (500°F)

To Suit Hose : **All**

Material:
Silicone

A silicone covered sleeve which acts as a fire retardant, an insulator and a chafe protector. Installed by inserting the hose into the sleeve prior to hose fitting assembly. The standard colour is silver, but also available in orange on request.

PART NO.	TUBE O.D SIZE TO BE COVERED	TO SUIT HOSE
FG900-03S	1/4	600-02/03/04
FG900-06S	3/8	600-06/200-04
FG900-08S	1/2	200-06/08
FG900-12S	3/4	200-10/12
FG900-16S	1	200-16
FG900-20S	1 1/4	710-16

Textalu
Part No: **TEXTALU**

Application :
Insulation and fire retardent protection,

To Suit Hose :
All

Material:
Silicone

Temp:
Under continuous use:
Up to 220°C (428°F)

An insulative fibreglass sleeving with a silicone coating designed to protect components in high temperature areas where the heavier fireproof sleeving is not required. It provides superior insulation to components that must maintain stable temperatures to assure performance efficiency. Its braided construction allows good flexibility in temperatures as low as -40°C.

PART NO.	TO SUIT HOSE
TEXTALU-8MM	600-03 / 04
TEXTALU-10MM	600-06
TEXTALU-12MM	200-04
TEXTALU-15MM	200-06
TEXTALU-22MM	200-08 / 10

Material Key
B: Brass, **C**:Stainless Steel, **CH**:Chrome Plated, **D**:Aluminium, **DE**:Electroless Nickel, **P**:Zinc Plated Carbon Steel, **T**:Titanium

Polythene Spiral Binding
Part No: **FRP**

Application :
Hose protection
To Suit Hose :
200, 210, 600
Material:
Reinforced Polythene

A flexible spiral binding to provide protection to both hose and paintwork.

PART NO.	TUBE O.D SIZE	TO SUIT HOSE
FRP-1	1/8 OPAQUE	600-02
FRP-1BK	1/8 BLACK	600-02
FRP-2	1/4 OPAQUE	600-03/04
FRP-2BK	1/4 BLACK	600-03/04
FRP-3	1/2 OPAQUE	600-06/200-06
FRP-3BK	1/2 BLACK	600-06/200-06

Overbraid
Part No: **9100**

Application :
Hose protection and professional finish
To Suit Hose :
All
Material:
Stainless steel

Please Note: Can be used with Hose Finishers, see page 57

Certain pre-formed heater and radiator hoses are impossible to replace with pre-braided stainless steel hose. The stainless steel overbraid fitted over the original hose is the ideal way to finish off any first class installation.

PART NO.	TUBE O.D SIZE
9100-01	1/4" - 5/8"
9100-02	1/2" - 3/4"
9100-03	3/4" - 1 1/2"
9100-04	1 1/4" - 1 3/4"

Plastic Red Caps And Plugs
Part No: **RC/RP**

Application :
Hose protection from dirt and fluid

Material:
Plastic

Inexpensive plastic caps and plugs for temporary sealing of hose assemblies and protection of threads.

TO SUIT THREAD	DASH	CAP PART NO.	PLUG PART NO.
3/8 x 24 JIC/UNF	-3	RC270-03	RP290-03
7/16 x 20 JIC/UNF	-4	RC270-04	RP290-04
9/16 x 18 JIC/UNF	-6	RC270-06	RP290-06
3/4 x 16 JIC/UNF	-8	RC270-08	RP290-08
7/8 x 14 JIC/UNF	-10	RC270-10	RP290-10
1 1/16 x 12 JIC/UNF	-12	RC270-12	RP290-12
1 5/16 x 12 JIC/UNF	-16	RC270-16	RP290-16
10 x 1.00mm	-3		RP290-31
14 x 1.50mm			RP290-M14
16 x 1.50mm			RP290-M16

TO SUIT THREAD	DASH	CAP PART NO.	PLUG PART NO.
1/8 BSP	-3	RC260-03	RP280-03
1/4 BSP	-4	RC260-04	RP280-04
3/8 BSP	-6	RC260-06	RP280-06
1/2 BSP	-8	RC260-08	RP280-08
5/8 BSP	-10	RC260-10	RP280-10
3/4 BSP	-12	RC260-12	RP280-12
1"BSP	-16	RC260-16	RP280-16
Banjo Plug	-3		SP33006
Banjo Plug	-4		DG828
Banjo Plug	5091-03		BC-03

Apex Universal Joints
Part No: **UJ**

Application :
Linkage joints

These universal joints are made to aircraft specifications and are recognised as being the best available. for use with gear or steering linkages. The sizes allow fitting either by welding or pinning. The joint is covered with a rubber boot for protection from dirt and retention of grease.

PART NO.	I.D. INCHES	O.D. INCHES
UJ174	1/2	5/8
UJ274	5/8	3/4
UJ374	3/4	7/8

Fuel Caps And Filler Necks

Aluminium 2 1/2", 2" and 1 1/2" opening size fuel caps feature a high quality quick action sealing method. The fuel caps are available either as locking or non-locking and come complete with gasket and fasteners. They are also available in black with a red logo.

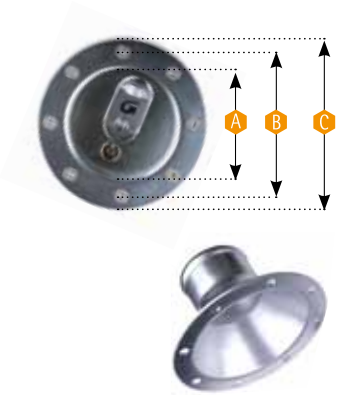

PART NO.	COLOUR	TYPE	
4250AE	SILVER	NON-LOCKING	
4250AG	SILVER	LOCKING	
4210AE		NON-LOCKING	
FN900	SILVER	FILLER NECK	
	A	B	C
4250	75MM (3")	102MM (4") C-C	120MM (4 3/4")
4210	45MM (1 3/4")	64MM (2 1/2") C-C	80MM (3 1/8")

C-C = CENTRE TO CENTRE

Alloy Spanners
Part No: AW760

Hard anodised, these alloy wrenches are specifically designed for use with alloy hose ends and adaptors. Their short handles allow use in tight spots and discourage overtightening. Available in both double-ended and single-ended designs.

UK SPANNERS	A		B	
PART NO.	HEX INCHES	HEX MM	HEX INCHES	HEX MM
AW760-04	9/16	14.28	5/8	15.88
AW760-06	11/16	17.46	3/4	19.05
AW760-08	3/4	19.05	7/8	22.22
AW760-10	1	25.40	1 1/16	26.99
AW760-12	1 3/16	30.16	1 1/4	31.75
AW760-16	1 7/16	36.51	1 1/2	38.10
AW760-SET	-4 to -12	spanner set		

USA WRENCHES		
PART NO.	HEX INCHES	HEX MM
AW761-04	9/16	14.28
AW761-06	11/16	17.46
AW761-08	7/8	22.22
AW761-10	1	25.40
AW761-12	1 1/4	31.75
AW761-16	1 1/2	38.10
AW761-20	1 13/16	46.00
AW760-SET	-6 to -16	spanner set

Fuel Pressure Gauge
Part No: 015LIQ / 0100LIQ

Application :
A compact and reliable fuel pressure gauge

PART NO.	DIAMETER	INLET SIZE
015LIQ	1 1/2"	1/8 NPT (15 PSI)
0100LIQ	1 1/2"	1/8 NPT (100 PSI)

Material Key
B: Brass, **C**:Stainless Steel, **CH**:Chrome Plated, **D**:Aluminium, **DE**:Electroless Nickel, **P**:Zinc Plated Carbon Steel, **T**:Titanium

Facet - Bendix Fuel Pump
Part No: **FB/FS/FC**

Application :
Fuel systems

These pumps are accepted as the standard pump for all competition applications. A very high standard of construction makes these rugged high performance pumps extremely reliable. May be placed in pairs, either in parallel or series.

PART NO.	TYPE	THREAD	MAX P.S.I.	MAX FLOW GPH
FB101	RED TOP	1/4 NPT	7.0	45
FS102	SILVER TOP	1/8 NPT	4.5	30
FC103	SOLID STATE	1/8 NPT	5.0	37

Bosch 044 Fuel Pump
Part No: **FB044**

Application :
Fuel systems

High-spec motorsport fuel pump for external and 'in-tank' installations. 300 LPH free-flow and will run to 6 bar.

PART NO.	THREAD	MAX. PRESSURE
FB044	M18 X 1.5 M12 X 1.5	6 BAR (87PSI)

Fuel Shut off Taps
Part No: **PV72**

Application :
Fuel systems

Lightweight and compact tap, allowing full flow or 100% shut-off.

PART NO.	MATERIAL	INLET THREAD	OUTLET THREAD
PV72-04	CH	1/4 NPT	1/4 NPT
PV72-06	D	3/8 NPT	9/16 X 18 JIC/UNF
PV72-08	D	3/8 NPT	3/4 X 16 JIC/UNF

In-line Thermostats
Part No: **OTP / OTB**

Application :
Oil cooling systems

The cooler thermostat is designed to be fitted into the oil lines between the filter and the cooler. This unit prevents the oil passing through the cooler until a temperature of 75°C has been reached, ensuring a quick warm up, and stops over-cooling of the oil. Available with a range of threads or spigots.

PART NO.	THREAD
OTB-12	1/2 BSP FEMALE
OTP-12	1/2 PUSH-FIT
OTJ-08	3/4 X 16
OTJ-10	7/8 X 14

Remote Filter Heads
Part No: **RFH / RFHP**

Application :
Oil cooling systems

Aluminium cast filter head with 1/2 BSP female ports or with 1/2" Push Fit tails. A sandwich plate is required if the filter is being re-positioned from the original location.

PART NO.	THREAD	FILTER THREAD
RFH	1/2 BSP FEMALE	3/4" X 16UNF

Sandwich Plates and Adaptor Bolts
Part No: **SB / EB**

Application :
Oil cooling systems

Adaptor Bolts :
Alternatives to standard 3/4" UNF Bolt that is supplied with sandwich plates.

Aluminium cast sandwich plate used with our remote filter heads, In-line Thermostats and Oil Coolers.

PART NO.	THREAD	BOLT THREAD
SBTB-12	1/2 BSP FEMALE	3/4" X 16UNF
SBTP-12	1/2 PUSH-FIT	3/4" X 16UNF
SBTP-58	5/8 PUSH-FIT	3/4" X 16UNF
PART NO.	DESCRIPTION	BOLT THREAD
BP-01	BLANKING PLATE	
SR-5	SEALING RING	
EB34	EXTENSION BOLT	3/4" X 16UNF
EB-M20	ADAPTOR BOLT	M20 X 1.50MM
EBT34	ADAPTOR BOLT	3/4 UNF

Copper Crush Washers
Part No: **445 / CUW**

Application :
Sealing

Sealing washer for use with chrome plated steel, mild steel and stainless fittings.

PART NO.	I.D.	O.D.	THICKNESS
44514	8.00MM	11.00MM	1.00MM
44516 (-03)	3/8, 10MM	0.590"	0.050"
44517	10.00MM	14.00MM	2.00MM
44518 (-04)	0.437"	0.685"	0.050"
44518HD	11.50MM	16.00MM	1.50MM
44519	12.50MM	15.00MM	1.30MM
44520	14.50MM	18.00MM	1.50MM
CUW-M12	12.25MM	16.00MM	1.50MM
CUW-M14	14.30MM	18.40MM	1.20MM
CUW-M16	16.00MM	22.50MM	1.00MM
CUW-M18	18.20MM	24.20MM	2.00MM

Alloy Crush Washers
Part No: **445 / CW 901**

Application :
Sealing

Sealing washer for use with aluminium fittings.

PART NO.	I.D.	O.D.	THICKNESS
44515 (-3)	0.400"	0.590"	0.050"
CW901-04	0.443"	0.683"	0.050"
CW901-06	0.568"	0.808"	0.050"
CW901-08	0.755"	0.995"	0.050"
CW901-10	0.880"	1.120"	0.050"
CW901-12	1.068"	1.370"	0.050"
CW901-M12	12.2MM	17.9MM	1.1MM
CW901-M14	14.5MM	19.0	1.4MM
CW901-M16	16.3MM	19.8MM	1.4MM

Material Key
B: Brass, **C**:Stainless Steel, **CH**:Chrome Plated, **D**:Aluminium, **DE**:Electroless Nickel, **P**:Zinc Plated Carbon Steel, **T**:Titanium

Stat-O-Seals
Part No: **SS902**

Application : **Sealing**

The stat-o-seal is the best sealing washer available. It consists of a synthetic rubber 'O' ring mechanically locked to the I.D. of an aluminium crush washer. This provides the advantages of an O ring seal, but with ease of fitting. Stat-o-seals will tolerate temperatures from:
-30°C (-22°F) to 233°C (450°F)

PART NO.	I.D. (INCHES)	O.D. (MM)	THICKNESS (MM)
SS902-03	3/16	11.4	1.25
SS902-04	1/4	12.7	1.25
SS902-05	5/16	15.3	1.25
SS902-06	3/8	16.9	1.25
SS902-07	7/16	19.2	1.25
SS902-08	1/2	22.2	1.25
SS902-09	9/16	27.0	1.25
SS902-10	5/8	30.2	1.25
SS902-12	3/4	33.4	1.5
SS902-14	7/8	28.3	1.5

Bonded Seals (Dowty)
Part No: **DW**

Application : **Sealing**

High quality bonded Dowty sealing washers in a range of sizes.

PART NO.	I.D. (INCHES)	O.D. (INCHES)	SIZE BSP	SIZE JIC	SIZE METRIC
DW-06					6MM
DW-20A	0.407	0.625	1/8	3/8	10MM
DW-09	0.460	0.750		7/16	11MM
DW-21B	0.540	0.810	1/4	1/2	12MM
DW-10	0.585	0.875		9/16	14MM
DW-11	0.650	1.000		5/8	16MM
DW-23C	0.679	0.940	3/8		
DW-24CC	0.744	1.060		3/4	18MM
DW-25D	0.847	1.125	1/2		20MM
DW-26E	0.924	1.250	5/8	7/8	22MM
DW-27F	1.064	1.375	3/4	1	24MM
DW28FF	1.095	1.520		1 1/16	26MM
DW-29G	1.212	1.500		1 3/16	30MM
DW-30H	1.333	1.685	1	1 5/16	33MM

GOODRIDGE
HAND HAZARD
WATCH YOUR FINGERS

Engineering Capabilities

The nature and demands of our sport and industry are such that inevitably some installations will require parts that are not contained in our standard product range. Where required Goodridge can provide a service to supply special parts, which allows the customer access to the extensive experience of Goodridge Engineering. A complete service can be provided; specification, design and quotation through to the supply of the finished component. Goodridge will liaise closely with you, the customer. When urgency demands, a 48 hour turnaround is possible.

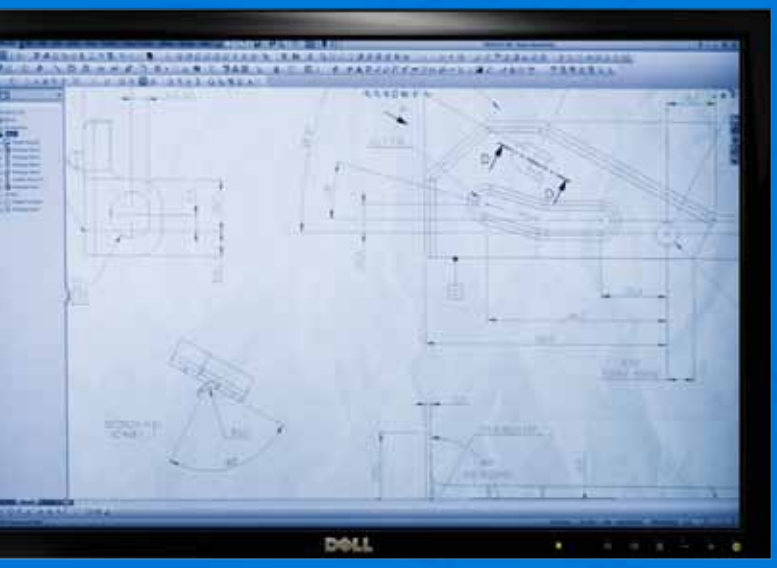

Design

Our Design office is equipped with 3D CAD technology. Drawings can be received and transmitted in most formats to ensure rapid and constant flow of information.
The knowledge and experience of hose and fitting technology gained over 40 years in this field can be drawn on to design special hose fittings, adaptors, hardline assemblies, tooling and associated products.

Machine Shop

Our machine shop contains the latest CNC turning and milling equipment together with tube manipulation equipment. We have a full range of brazing, silver soldering and welding equipment in house.
Finishing treatments of all types can be arranged.

Inspection, Measurement and Testing

We offer full inspection and quality to QS9000 standards and have the equipment in house for; endoscopy, hardness testing, fatigue testing, pressure and tensile testing. We can test any line in house to meet the demanding requirements of the TÜV or DOT. Full testing equipment is also available to meet all the requirements of the original equipment and road going vehicle industries enabling us to maintain our TÜV and DOT type approvals.

Hand Line Manufacture

Our tube cell consists of CNC Benders, Endforming, Auto Welding and pressure testing equipment. We have the capacity to produce parts from 3mm to 30mm in Aluminium, Steel and Stainless Steel.

Raw Material Stock

For all the requirements of the industry we hold a wide variety of raw material stock in bar, billet, tube and forgings in aluminium, mild steel, stainless steel and titanium.

Special Parts

Customer specific special parts range from simple conversions of standard parts through to truly bespoke parts involving sophisticated turning and milling operations.

Special Banjo Assemblies

Special banjo assemblies made to accommodate different hose and bolt configurations, location lugs, pressure transducers and dampers. With compound bent necks or fully swivelling, 'O' Ring sealed, assemblies.

Plug-In / O-Ring Sealed Fittings

Plug-in', 'O'Ring sealed fittings in a variety of styles, such as: Straights, Machined Elbows, and Swept Tube.

Aluminium Brazing

Our in-house aluminium brazing facility allows standard end bodies and tubes to be combined with special parts to produce bespoke parts rapidly.

Welding

Similarly, welding gives the flexibility required to manufacture parts rapidly and cost effectively in steels, titanium and aluminium.

Material Key
B: Brass, **C**:Stainless Steel, **CH**:Chrome Plated, **D**:Aluminium, **DE**:Electroless Nickel, **P**:Zinc Plated Carbon Steel, **T**:Titanium

Draw Swage Machine & Accessories
Part No: **SW**

Description :
Hydraulic Draw Swage machine

To Suit Hose :
510, 710

Application :
The Draw Swage machine is suitable for all G-Line swage products except -20 which must be crimped in-house by Goodridge.

PART NO.	MACHINE PARTS
SW-501	SPINDLE ADAPTOR
SW-502	DIE HOLDER
SW-503	BENCH STRAPS (2 OFF)
SW-504	SWAGE MACHINE FRAME
SW-505	HYDRAULIC RAM
SW-508	HOSE
SW-509	COUPLER
SW-511	ELBOW
SW-512	AIR PUMP (FOOT OPERATED)
SW-513	CONNECTOR

Swaging Die Part No: SW100/ SW200

Description :
Swage die

To Suit Hose :
510, 710

PART NO.	MACHINE PARTS
SW-104	-04 1ST PASS SWAGING DIE
SW-204	-04 2ND PASS SWAGING DIE
SW-106	-06 1ST PASS SWAGING DIE
SW-206	-06 2ND PASS SWAGING DIE
SW-108	-08 1ST PASS SWAGING DIE
SW-208	-08 2ND PASS SWAGING DIE
SW-110	-10 1ST PASS SWAGING DIE
SW-210	-10 2ND PASS SWAGING DIE
SW-112	-12 1ST PASS SWAGING DIE
SW-212	-12 2ND PASS SWAGING DIE
SW-116	-16 1ST PASS SWAGING DIE
SW-216	-16 2ND PASS SWAGING DIE

Fork Plates Part No: SW300

Application :
Fork plates enable angled G-Line fittings to be held during draw swaging.

PART NO.	MACHINE PARTS
SW-304	-04 FORK PLATES
SW-306	-06 FORK PLATES
SW-308	-08 FORK PLATES
SW-312	-10 FORK PLATES
SW-312	-12 FORK PLATES
SW-316	-16 FORK PLATES

Back Stops Part No: SW400/SW700 (SW700 to suit Wiggins-cup fittings)

SW400 Application :
Backstop to enable draw swaging of 4001 style female fittings. Removal of the centre screw allows 4441 style male fittings to be swaged

SW700 Application :
Backstop to enable draw swaging of 4001 DFL Wiggins-cup fittings

PART NO.	MACHINE PARTS
SW-404	-04 BACK STOPS
SW-406	-06 BACK STOPS
SW-408	-08 BACK STOPS
SW-410	-10 BACK STOPS
SW-412	-12 BACK STOPS
SW-416	-16 BACK STOPS

SW-708	-08 BACK STOPS
SW-710	-10 BACK STOPS
SW-712	-12 BACK STOPS
SW-716	-16 BACK STOPS

Tooling for The Assembly of 600 Series Hose

Flaring Mandrel
Part No: GM100

Application :
The Mandrel is used to open the wire braid and bore of the PTFE ready for fitting the olive.

GM100MTB

GM100

PART NO.	TO SUIT	COLOUR
GM100MTB	600-02	GOLD
GM102	600-02	BLUE
GM100	600-03	RED
GM104	600-04	GOLD

Socket Plate
Part No: GP101

Application :
The socket plate is used to pull the socket over the wire braid and olive prior to final assembly. The socket plate saves time when used with multiple hose assemblies

PART NO.	TO SUIT
GP101	600-02
	600-03
	600-04

Hand Operated Crimp Machine
Part No: SP-823

Description :
Hand Crimp Machine

To Suit Hose :
-3 and -4 600/700K series hose (without a die change)

Application :
The hand crimp machine is designed for low volume production crimping, and is self contained.

Please Note:
A larger fully automated hydraulic crimp machine and dies are available upon request

PART NO.
SP-823

Universal Test Rig
Part No: SP-825

Application :
The universal test rig allows hose assemblies to be pressure tested at up to 10,000 psi. A compressed air supply is required. A 7/16"x 20 UNF female port is provided for connecting assemblies.

PART NO.
SP-825

Material Key
B: Brass, **C**:Stainless Steel, **CH**:Chrome Plated, **D**:Aluminium, **DE**:Electroless Nickel, **P**:Zinc Plated Carbon Steel, **T**:Titanium

Hose Assembly Machine
Part No: **SP824**

Application :
The pushing machine is designed for high volume assembly applications
To Suit Hose:
600-03 series hose

To Suit Fittings:
Swage Type Fittings

Please Note:
The Hose Assembly Machine can be adapted for other hose and fittings as required.

PART NO.
SP824

A SHAFT ADAPTORS

The Hose assembly machine is supplied with shaft adaptors to enable the assembly of most -03 swage type fittings.

Please Note:
Other shaft adaptors can be supplied to enable other fittings to be assembled e.g. power steering hose.

A

B HOSE CLAMPS

Application :
Hose clamp blocks to suit 600-03 hose are supplied with the machine.

Please Note:
Other clamp blocks can be supplied on request, to enable assembly of other hose types. eg 600-03CL and 185 power steering hose.

B

Crimper
Part No: **GR30H**

Application :
The GR30H crimper is a self contained, hand operated hydraulic crimper used to crimp G-Line XF hose assemblies.
This versatile machine comes in a fitted steel box with enough space to store all the tooling and a full set of dies.

Please Note:
Additional power alternatives are available on request - Electric pump or pneumatic foot operated pump.

PART NO.
GR30H

Crimper Die
Part No: **SP800 series**

Application :
Crimper Die

To Suit:
Crimper GR30H

Please Note:
Special dies for other applications are available on request

PART NO.	DIE	TO SUIT COLLAR
SP862	-04	RCC910-04
SP863	-06	RCC910-06
SP864	-08	RCC910-08
SP865	-10	RCC910-10
SP866	-12	RCC910-12
SP867	-16	RCC910-16

Assembly Instructions and Technical Information | *Section*:**10**

Material Key
B: Brass, **C**:Stainless Steel, **CH**:Chrome Plated, **D**:Aluminium, **DE**:Electroless Nickel, **P**:Zinc Plated Carbon Steel, **T**:Titanium

Assembly Instructions for 136,236 & 336 Series Fittings & 200, 210 Series Hose

STEP 1

Bind masking tape tightly around the hose at the required length and cut through using a fine tooth saw blade or cut off wheel, leaving tape on both ends so that it retains the braid. Clean any debris from both the cut ends and inside the hose

STEP 2

SOCKET (RED)
MAIN FITTING BODY (BLUE)

On a clean flat surface disassemble the fitting. This consists of two parts.

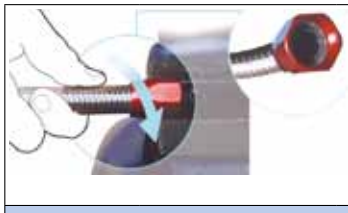

Step 3

Hold the socket in a smooth jaw vice and feed one end of the hose into the socket by turning clockwise and pushing until the hose finishes just behind the socket threads.

Step 4

Holding the main fitting body in the vice, lubricate the thread and push the hose and socket over the nipple end and start to thread the socket onto the fitting by hand.

Step 5

Finish tightening the socket onto the fitting using a good quality wrench until the socket is one full turn from the back of the of the fitting hex.

Step 6

PRESSURE TEST.

Assembly Instructions for Re-usable 600 Series (PTFE Smooth Bore) Hose & Fittings

Step 1

Using a fine tooth saw blade or cut off wheel, cut hose to the required length. Clean any loose debris from both the cut ends and inside the hose

Step 2

MAIN FITTING BODY - OLIVE - SOCKET
On a clean flat surface disassemble the fitting, this consists of 3 parts, the Main fitting body, Olive and Socket.

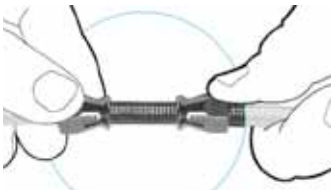

STEP 3

Push two sockets back to back over the overbraid working from the non flared end

STEP 4

Using an appropriate sized Goodridge mandrel, flare out both ends of the stainless steel overbraid from the PTFE inner tube

STEP 5

Push an olive onto each end of the PTFE inner tube under the stainless steel over braid by hand and finish off by pushing against a flat solid surface making sure the PTFE tube is fully home in the olive.

STEP 6

Holding the main fitting body in a smooth jaw vice, lubricate the thread and push the hose over the nipple end and start to thread the socket onto the fitting by hand.

STEP 7

Finish tightening the socket onto the fitting with a good quality spanner until the socket is one full turn from the main fitting hex.

PRESSURE TEST.

UNDER NO CIRCUMSTANCES SHOULD THE SOCKET BE LOOSENED IN AN ATTEMPT TO ADJUST THE ALIGNMENT AFTER ASSEMBLY

Assembly Instructions for TF-TU25 & 536 Hose & Push Fit Fittings

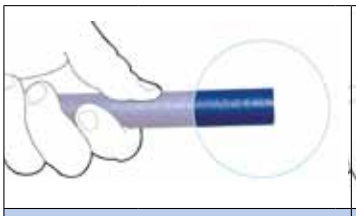

STEP 1

Cut hose at the required length using a fine tooth saw blade or cut off wheel. Clean any loose debris from both the cut ends and inside the hose.

STEP 2

Hold the fitting in a bench vice, lubricate the fitting tail and inside the hose. (to make for easier fitting gently heat the hose with a hot air gun).

STEP 3

Push the hose over the fitting tail until it is tight behind the red hose finisher.

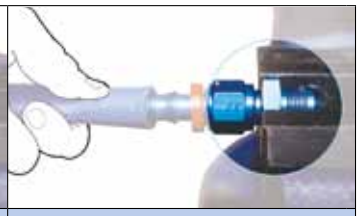

STEP 4

Please Note:
Straight female fittings require the use of a male adaptor during hose assembly to stop the fitting tail turning.

Assembly Instructions for 811 Fittings & 811/910 Series Hose

STEP 1

Remove socket from fitting.

STEP 2

Feed the hose into the socket with a turning motion, feeding the braid in as you turn the hose.

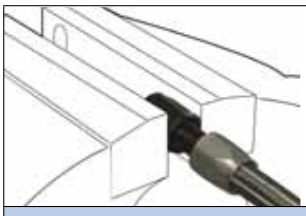

Step 3

Hold the fitting in a vice with smooth or soft jaws, and lubricate the threads with a light oil.

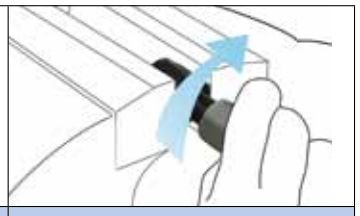

Step 4

Push the hose firmly onto the thread whilst rotating the hose.

Keep turning the hose until the first three to four threads have engaged.

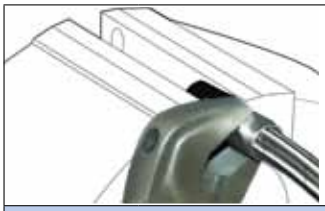

Step 5

Tighten socket using a spanner or adjustable, continue turning the socket until it reaches the base of the thread.

Step 6

When the socket reaches the base of the thread keep turning for two complete turns.

Material Key
B: Brass, **C**: Stainless Steel, **CH**: Chrome Plated, **D**: Aluminium, **DE**: Electroless Nickel, **P**: Zinc Plated Carbon Steel, **T**: Titanium

Assembly Instructions for Hardline Hose and Fittings

STEP 1

Bend tube to suit installation using a hardline bending tool and observing the minimum bend radius (15mm for -4 and -6 tube)

STEP 2

Deburr and remove any loose pieces of Hycot® cover. Measure and mark 21mm from the end of the hose.



Step 3

Slide socket and olive onto hose until it reaches the 21mm mark made in step 2

Step 4

Using an appropriate spanner, assemble the socket until the socket completely covers exposed threads (2mm - 2.5mm between socket and hex)

STEP 5

Assemble other end repeating steps 1-4 and pressure test assembly.

NOTES

1. Once assembled, the hardline fitting should NOT be loosened and re-assembled. The olive is permanently attached after assembly and cannot be removed.
2. For production, we recommend building one template and copying all bends and dimensions from this master sample.

Technical Information

Hose Covering Application Guide

HOSE	FIRE SLEEVE	FLAMEGUARD	RAYCHEM	HEATSHRINK	RAYCHEM TO SEAL ENDS OF FG900
600					
600-02	FG900-03	EKC622-04	DR-25-1/4	HS760-02	
600-03	FG900-03	EKC622-04	DR-25-3/8	HS760-03	
600-04	FG900-03	EKC622-04	DR-25-3/8	HS760-03	
600-06	FG900-06	EKC622-04	DR-25-3/4	HS760-06	
600-08	FG900-08	EKC622-04	DR-25-3/4	HS760-06	
510/810					
510/810-04	FG900-04	EKC622-04	DR-25-1/2	HS760-06	DR-25-1
510/810-06	FG900-08	EKC622-08	DR-25-3/4	HS760-06	DR-25-1
510/810-08	FG900-12	EKC622-08	DR-25-1	HS760-10	DR-25-1
510/810-10	FG900-16	EKC622-08	DR-25-1	HS760-10	DR-25-3/2
510/810-12	FG900-16	EKC622- 12	DR-25-3/2	HS760-12	DR-25-3/2
510/810-16	FG900-20	EKC622-16	DR-25-3/2	HS760-16	DR-25-3/2

HOSE	FIRE SLEEVE	FLAMEGUARD	RAYCHEM	HEATSHRINK	RAYCHEM TO SEAL ENDS OF FG900
710/910					
710/910-04	FG900-04	EKC622-04	DR-25-1/2	HS760-06	DR-25-1
710/910-06	FG900-08	EKC622-04	DR-25-3/4	HS760-06	DR-25-1
710/910-08	FG900-12	EKC622-08	DR-25-1	HS760-10	DR-25-1
710/910-10	FG900-16	EKC622-08	DR-25-1	HS760-10	DR-25-3/2
710/910-12	FG900-16	EKC622-08	DR-25-3/2	HS760-12	DR-25-3/2
710/910-16	FG900-20	EKC622- 12	DR-25-3/2	HS760-16	DR-25-3/2
200/210					
200/210-04	FG900-04	EKC622-04	DR-25-1/2	HS760-06	DR-25-1
200/210-06	FG900-08	EKC622-04	DR-25-3/4	HS760-06	DR-25-1
200/210-08	FG900-08	EKC622-04	DR-25-3/4	HS760-06	DR-25-1
200/210-10	FG900-12	EKC622-08	DR-25-1	HS760-10	DR-25-1
200/210-12	FG900-12	EKC622-08	DR-25-1	HS760-12	DR-25-1
200/210-16	FG900-16	EKC622-12	DR-25-3/2	HS760-16	DR-25-3/2

Common Thread Sizes

DASH SIZE	JIC/UNF	BSP	NPT
-02	5/16" X 24 UNF		1/16" X 27
-03	3/8" X 24 UNF	1/8" X 28	1/8" X 27
-04	7/16" X 20 UNF	1/4" X 19	1/4" X 18
-44	7/16" X 24 UNF		
-05	1/2 X 20 UNF		

DASH SIZE	JIC/UNF	BSP	NPT
-06	9/16" X 18 UNF	3/8" X 19	3/8" X 18
-07	5/8" X 18 UNF		
-08	3/4" X 16 UNF	1/2" X 14	1/2" X 14
-10	7/8" X 14 UNF	5/8" X 14	
-12	1 1/6" X 12 UNF	3/4" X 14	3/4" X 14

DASH SIZE	JIC/UNF	BSP	NPT
-16	1 5/16" X 12 UNF	1" X 11	1" X 11 1/2
-20	1.5/8" X 12 UNF	1 1/4" X 11	1 1/4" X 11 1/2
-24	1 7/8" X 12 UNF	1 1/2" X 11	1 1/2" X 11 1/2
-28	2 1/4" X 12 UNF	1 3/4" X 11	
-32	2 1/2" X 12 UNF	2" X 11	2" X 11 1/2

METRIC	THREAD
-21	8 X 1.00
-22	8 X 1.25
-31	10 X 1.00
-32	10 X 1.25
-35	10 X 1.50

METRIC	THREAD
-M121	12 X 1.00
-M122	12 X 1.25
-M12	12 X 1.50
-M142	14 X 1.25
-M14	14 X 1.50

METRIC	THREAD
-M16	16 X 1.50
-M18	18 X 1.50
-M20	20 X 1.50
-M22	22 X 1.50
-M24	24 X 1.50

METRIC	THREAD
-M26	26 X 1.50
-M30	30 X 1.50

Hose Length Tolerances

HOSE LENGTH	TOLERANCE
100MM TO 200MM	± 3MM
200MM TO 400MM	± 5MM
400MM TO 600MM	± 6MM
600MM UPWARDS	± 1%

STANDARD GOODRIDGE HOSE TOLERANCES USED UNLESS OTHERWISE STATED.

Material Key
B: Brass, **C**: Stainless Steel, **CH**: Chrome Plated, **D**: Aluminium, **DE**: Electroless Nickel, **P**: Zinc Plated Carbon Steel, **T**: Titanium

Technical Information

Correct Alignments

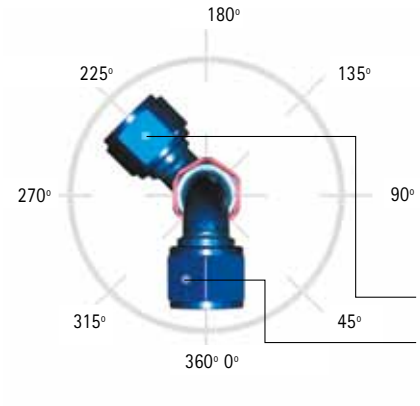

All hose alignments will be taken from the diagram (left) unless otherwise clearly shown on a drawing. If no alignment is stated the hose will be sent out of the factory with an alignment of 0 degrees.

FITTING FURTHEST FROM YOU.

FITTING NEAREST TO YOU.

Correct Measurements

A

B

The following instructions are designed to eliminate confusion and ensure that correct hose lengths are supplied for assembly. When ordering hose assemblies please make sure the following instructions are followed.

All measurements are taken from the centre of seat A to the centre of seat B. This will apply in all cases unless CLEAR instructions are given on purchase order or a drawing supplied.

Hose Assembly Instructions

Wherever a hose assembly is used in either a static or dynamic flexing application, it is necessary to ensure that the centre line bend radius is not taken below the minimum bend radius for the hose.

Hose assemblies should not be installed in such a manner that a torque loading is imposed, either during installation, or in subsequent use. Torque loading of the hose creates stresses in the hose, which can shorten the hose life, or cause the hose to collapse.

Whilst assembling the second end fitting, especially if it is a female union type or fitting, it is necessary to ensure that the final tightening of the nut does not also rotate the spigot, thus imposing the torque to the hose.
In the case of Re-usable fittings the hex on the body should be held with a spanner to prevent rotation.

When the hose includes elbow fittings at both ends, it is important to ensure the correct alignment of the elbows relative to each other during hose manufacture. It is important to ensure that the hose is connected the right way round when installed. When the hose has an elbow at one end and a straight fitting the other end, always connect the elbow end first, to prevent possible mis-alignment.

In applications where the hose undergoes dynamic flexing, it is necessary to ensure that all bends in the hose are in one plane.
A hose which is bent in two or more planes and then flexed is subject to torsional forces which may damage the hose.

Damage
Any visible evident damage to the hose, such as broken strands of braid, of severe distortion of the hose, or damage to the end fittings is cause for the hose to be withdrawn from service. The cause of the damage should then be identified, and steps taken to ensure that it does not re-occur.





Hose Assemblies -3



-03 AN FEMALE TO -03 AN FEMALE

DOT P/N	RACING P/N	LENGTH
93110	3110	10"
93112	3112	12"
93114	3114	14"
93115	3115	15"
93116	3116	16"
93117	3117	17"
93118	3118	18"
93119	3119	19"
93120	3120	20"
93122	3122	22"
93124	3124	24"
93128	3128	28"
93132	3132	32"
93136	3136	36"
93140	3140	40"
93144	3144	44"
93148	3148	48"



-03 FEMALE TO -03 90° FEMALE TUBE

DOT P/N	RACING P/N	LENGTH
93910	3910	10"
93912	3912	12"
93914	3914	14"
93915	3915	15"
93916	3916	16"
93917	3917	17"
93918	3918	18"
93919	3919	19"
93920	3920	20"
93922	3922	22"
93924	3924	24"
93928	3928	28"
93932	3932	32"
93936	3936	36"
93940	3940	40"
93944	3944	44"
93948	3948	48"

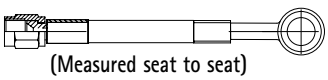

(Measured seat to seat)

-03 AN FEMALE TO 12MM / 7/16
EXT NECK BANJO

DOT P/N	RACING P/N	LENGTH
93512	3512	12"
93518	3518	18"
93520	3520	20"
93524	3524	24"
93536	3536	36"

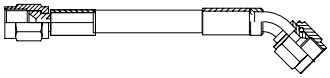

-03 AN FEMALE TO -03 45° FEMALE TUBE

DOT P/N	RACING P/N	LENGTH
93410	3410	10"
93412	3412	12"
93414	3414	14"
93415	3415	15"
93416	3416	16"
93417	3417	17"
93418	3418	18"
93419	3419	19"
93420	3420	20"
93422	3422	22"
93424	3424	24"
93428	3428	28"
93432	3432	32"
93436	3436	36"
93440	3440	40"
93444	3444	44"
93448	3448	48"



-03 AN FEMALE TO 10MM / 3/8
NO NECK BANJO

DOT P/N	RACING P/N	LENGTH
93212	3212	12"
93218	3218	18"
93220	3220	20"
93224	3224	24"
93236	3236	36"

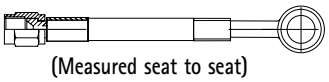

(Measured seat to seat)

-03AN FEMALE TO 10MM / 3/8
EXT. NECK BANJO

DOT P/N	RACING P/N	LENGTH
93312	3312	12"
93318	3318	18"
93320	3320	20"
93324	3324	24"
93336	3336	36"

(Measured seat to seat)

-03 AN FEMALE TO 7/16 / 12MM
EXT. NECK BANJO

DOT P/N	RACING P/N	LENGTH
93612	3612	12"
93618	3618	18"
93620	3620	20"
93624	3624	24"
93636	3636	36"

Hose Assemblies -4 and Metric Assemblies



-04 FEMALE TO -04 FEMALE

RACING P/N	LENGTH
3110	10"
3112	12"
3114	14"
3115	15"
3116	16"
3117	17"
3118	18"
3119	19"
3120	20"
3122	22"
3124	24"
3128	28"
3132	32"
3136	36"
3140	40"
3144	44"
3148	48"



-04 FEMALE TO -04 90° TUBE

RACING P/N	LENGTH
4910	10"
4912	12"
4914	14"
4915	15"
4916	16"
4917	17"
4918	18"
4919	19"
4920	20"
4922	22"
4924	24"
4928	28"
4932	32"
4936	36"
4940	40"
4944	44"
4948	48"

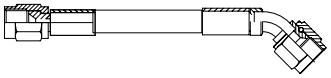

-04 FEMALE TO -04 45° TUBE

RACING P/N	LENGTH
4410	10"
4412	12"
4414	14"
4415	15"
4416	16"
4417	17"
4418	18"
4419	19"
4420	20"
4422	22"
4424	24"
4428	28"
4432	32"
4436	36"
4440	40"
4444	44"
4448	48"

10MM X 1.0 CONCAVE FEMALE TO
10MM X 1.0 CONCAVE FEMALE

DOT P/N	RACING P/N	LENGTH
93812	3812	12"
93818	3818	18"
93820	3820	20"
93824	3824	24"
93836	3836	36"



10MM X 1.0 CONC FEMALE TO
10MM X 1.0 CONC MALE

DOT P/N	RACING P/N	LENGTH
93712	3712	12"
93718	3718	18"
93720	3720	20"
93724	3724	24"
93736	3736	36"

Note: If you do not find an assembly to meet your needs, we will custom make an assembly to any length and with any fitting configuration. Please call your Goodridge Sales Rep for assistance.

J.I.C. 37º (AN) Dash Size



N.P.T. Pipe Threads

B.S.P. Pipe Threads

Images not exact scale

Index - continued overleaf

135	76
136	76
148	77
149	77
185	79
305	73
306	74
307	74
313	76
314	77
315	76
316	77
321	34
323	34
331	34
332	34
350	61
351	61
440	32
441	32
442	33
443	32
444	33
445	33
446	33
448	33
451	33
452	33
492	33
536	76
544	76
592	44
593	44
599	44
704	32
741	74
742	75
743	74
746	32
748	32
749	33
750	33
754	33
755	33
756	32
756	33
757	33
758	32
758	33
759	32
759	33
763	75
773	41
773	44
773	44
775	41
775	44
775	78
776	78
779	78
919	70
936	57
936	57
936	57
945	75
946	75
992	41
992	78
993	41
1012	41
1013	41
1098	83
1205	34
1205	48
1206	34
1206	48
1209	66
1210	66
2203	79
2204	79
2205	79
2206	79
4001	14
4045	14
4046	14
4090	14
4091	14
4120	14
4150	14
4180	14
4441	14
4445	16
4446	16
4490	16
4491	16
5070	35
5091	34
5091	48
5092	34
5093	34
5094	35
5095	35
5096	35
5097	35
5098	35
5099	35
5130	35
5131	35
5132	35
5134	34
5134	35
5135	35
5136	35
6001	32
6001	48
6045	32
6045	48
6046	32
6046	48
6090	32
6090	48
6091	32
6091	48
6120	48
6150	48
6180	48
6645	32
6690	32
7000	61
7001	61
10100	80
10120	80
10125	80
10324	80
10716	80
10720	80
10916	80
40776	15
44120	16
44150	16
44180	16
44514	89
44517	89
44519	89
44520	89
185001	79
185002	79
185003	79
185004	79
185005	79
185006	79
1164062	34
1164091	34
1164121	34
1164427	34
1164455	34
1164457	34
1164793	34
1164822	34
1167013	35
1496433	32
1496462	32
1512504	32
1528940	32
1731676	32
1748085	32
0100LIQ	87
015LIQ	87
0R6290-03	82
0R6290-04	82
0R6290-06	82
0R6290-08	82
0R6290-10	82
0R6290-12	82
0R6290-16	82
10100-03	80
10100-04	80
1012-03	41
1012-04	41
10120-03	80
10125-03	80
10125-04	80
1013-03	41
10324-03	80
10324-04	80
10716-03	80
10716-04	80
10720-03	80
10720-04	80
10916-03	80
1136-01	55
1136-0104	55
1136-0106	55
1136-0108	55
1136-0110	55
1136-0112	55
1136-0116	55
1136-120	55
1136-12006	55
1136-12008	55
1136-12010	55
1136-12012	55
1136-12016	55
1136-150	55
1136-15006	55
1136-15008	55
1136-15010	55
1136-15012	55
1136-15016	55
1136-180	55
1136-18006	55
1136-18008	55
1136-18010	55
1136-18012	55
1136-18016	55
1136-30	55
1136-3006	55
1136-3008	55
1136-3010	55
1136-3012	55
1136-3016	55
1136-45	55
1136-4504	55
1136-4506	55
1136-4508	55
1136-4510	55
1136-4512	55
1136-4516	55
1136-60	55
1136-6006	55
1136-6008	55
1136-6010	55
1136-6012	55
1136-6016	55
1136-90	55
1136-9004	55
1136-9006	55
1136-9008	55
1136-9010	55
1136-9012	55
1136-9016	55
1205-02	34
1205-03	34
1205-04	34
1206-02	34
1206-03	34
1206-04	34
1209-04	35
1209-06	32
1210-04	32
1210-06	32
135-03-04	32
135-03-06	32
135-03-08	32
135-04-06	87
135-04-08	87
135-06-08	82
135-06-10	82
135-08-10	82
136-01	82
136-0104DE	82
136-0106DE	82
136-0108DE	82
136-0110DE	80
1136-0112DE	80
1136-0116DE	41
1136-03	41
1136-04	80
1136-120	80
1136-12004DE	80
1136-12006DE	41
1136-12008DE	80
1136-12010DE	80
1136-12012DE	80
1136-12016DE	80
1136-150	80
1136-15004DE	80
1136-15006DE	80
1136-15008DE	55
1136-15010DE	55
1136-15012DE	55
1136-15016DE	55
1136-180	55
1136-18004DE	55
1136-18006DE	55
1136-18008DE	55
1136-18010DE	55
1136-18012DE	55
1136-18016DE	55
1136-45	55
1136-4504DE	55
1136-4506DE	55
1136-4508DE	55
1136-4510DE	55
1136-4512DE	55
1136-4516DE	55
1136-90	55
1136-9004DE	55
1136-9006DE	55
1136-9008DE	55
1136-9010DE	55
1136-9012DE	55
1136-9016DE	55
148-31-M12	55
148-31-M16	55
148-31-M18	55
148-35-M12	55
148-M12-M14	55
148-M121-M18	55
148-M14-M16	55
148-M16-M18	55
148-M18-M22	55
149-21	55
149-M12	55
149-M14	55
149-M142	55
149-M16	55
149-M161	55
149-M162	55
149-M18	55
200-04	55
200-05	55
200-06	55
200-07	55
200-08	55
200-10	55
200-12	55
200-16	55
200-20	55
200-24	34
200-28	34
200-32	34
202-04	34
202-05	34
202-06	34
202-08	66
21.0-706R	66
210-04	66
210-06	66
210-08	76
210-10	76
210-12	76
210-16	76
22.6-706R	76
2203-03	76
2203-31	76
2203-M121	76
2204-03	56
2204-31	56
2205-03	56
2205-31	56
2206-03	56
2206-31	56
236-01	56
236-0106	76
236-0106DV	76
236-0106M12	56
236-0106M14	56
236-0106M16	56
236-0108	56
236-0108M14	56
236-0108M16	56
236-0108M18	56
236-0110	56
236-0112	56
236-0116	56
236-120	56
236-12006	56
236-12008	56
236-12010	56
236-12012	56
236-12016	56
236-150	56
236-15006	56
236-15008	56
236-15010	56
236-15012	56
236-15016	56
236-180	56
236-18006	56
236-18008	56
236-18010	56
236-18012	56
236-18016	56
236-31	56
236-3106	56
236-3108	56
236-3110	56
236-3112	56
236-3116	56
236-45	56
236-4506	77
236-4508	77
236-4510	77
236-4512	77
236-4516	77
236-60	77
236-6106	77
236-6108	77
236-6110	77
236-6112	77
236-6116	77
236-90	77
236-9006	77
236-9008	77
236-9010	77
236-9012	77
236-9016	77
24.1-706R	52
2776-06-M122D	52
2776-06-M122D	52
2776-06-M12D	52
2776-06-M12D	52
2776-1106	52
2776-1106	52
2776-2106	52
2776-2106	52
2776-3106	52
2776-3106	52
2K8686	52
305-03-21	57
305-03-31	57
305-03-32	57
305-03-M12	57
305-03-M121	83
305-03-M122	52
305-04-31	52
305-04-32	52
305-04-35	52
305-04-M12	52
305-04-M121	52
305-04-M122	83
305-04-M14	79
305-06-31	79
305-06-M12	79
305-06-M121	79
305-06-M122	79
305-06-M14	79
305-06-M16	79
305-08-31	79
305-08-35	79
305-08-M12	53
305-08-M122	53
305-08-M14	53
305-08-M16	53
305-10-M18	53
305-12-M20	53
305-16-M24	53
306-02-31	53
306-02-32	53
306-03-31	53
306-03-32	53
306-03-35	53
306-03-M12	53
306-03-M121	53
306-03-M16	53
306-03-M18	53
306-03-M20	53
306-03-M22	53
306-04-31	53
306-04-32	53
306-04-M12	53
306-04-M121	53
306-04-M14	53
306-04-M16	53
306-04-M18	53
306-04-M20	54
306-04-M22	54
306-06-31	54
306-06-32	54
306-06-M12	54
306-06-M121	54
306-06-M14	53
306-06-M16	53
306-06-M18	53
306-06-M20	53
306-08-M12	53
306-08-M14	53
306-08-M16	54
306-08-M18	54
306-08-M20	54
306-08-M22	54
306-10-M14	54
306-10-M16	54
306-10-M18	53
306-10-M20	53
306-10-M22	53
306-10-M24	53
306-10-M26	53
306-12-M18	53
306-12-M20	53
306-12-M22	53
306-12-M24	53
306-16-M26	53
306-16-M30	53
307-03-31	53
307-03-32	83
313-03	55
313-04	55
313-06	55
313-08	55
313-10	54
314-31	54
314-35	54
314-M12	54
314-M122	54
314-M16	54
315-03	34
315-04	73
316-M12	73
316-M14	73
318-31	73
318-32	73
318-35	73
318-M121	73
321-03	73
321-03SM	73
321-04	73
321SM	73
323-03	73
323-04	73
331-03	73
332-03	73
332-04	73
336-45	73
336-45	73
336-4506	73
336-4506M12	73
336-4506M14	73
336-4506M16	73
336-4508	73
336-4508M14	73
336-4508M16	73
336-4508M18	73
336-4510	73
336-4512	73
336-90	74
336-90	74
336-9006	74
336-9006M12	74
336-9006M14	74
336-9006M16	74
336-9008	74
336-9008M14	74
336-9008M16	74
336-9010	74
336-90108M18	74
336-9012	74
4001-04	74
4001-06	74
4001-06-M14	74
4001-08	74
4001-08-08DFL	74
4001-10	74
4001-10-10DFL	74
4001-10-M22	74
4001-12	74
4001-12-12DFL	74
4001-16	74
4001-16-16DFL	74
4001-20	74
4001DFL	74
4031-06DBZ	74
4031-08DBZ	74
4031-10DBZ	74
4031-12DBZ	74
4031DBZ	74
4045-04	74
4045-06	74
4045-08	74
4045-10	74
4045-12	74
4046-04	74
4046-04DBZ	74
4046-06	74
4046-06-M14	74
4046-06DBZ	74
4046-08	74
4046-08-08DFL	74
4046-08DBZ	74
4046-10	74
4046-10-10DFL	74
4046-10-M22	74
4046-10DBZ	74
4046-12	74
4046-12-12DFL	76
4046-12DBZ	76
4046-16	76
4046-16-16DFL	76
4046-16DBZ	76
4046-20DBZ	77
4046DBZ	77
4046DFL	77
4061-06DBZ	77
4061-08DBZ	77
4061-10DBZ	76
4061-12DBZ	76
4061-DBZ	77
40776-04-M10	77
40776-06-M12	34
40776-06-M14	34
40776-10-M18	34
4090-04	34
4090-06	34
4090-08	34
4090-10	34
4090-12	34
4091-04	34
4091-04DBZ	34
4091-06	34
4091-06-M14	34
4091-06DBZ	34
4091-08	53
4091-08-08DFL	54
4091-08DBZ	54
4091-10	53

Index - Continued

4091-10-10DFL	18
4091-10-M22	14
4091-10DBZ	15
4091-12	14
4091-12-12DFL	18
4091-12DBZ	15
4091-16	14
4091-16-16DFL	18
4091-16DBZ	15
4091-20DBZ	15
4091-DBZ	15
4091DFL	18
4120-04	14
4120-04DBZ	15
4120-06	14
4120-06DBZ	15
4120-08	14
4120-08-08DFL	18
4120-08DBZ	15
4120-10	14
4120-10-10DFL	18
4120-10DBZ	15
4120-12	14
4120-12-12DFL	18
4120-12DBZ	15
4120-16-16DFL	18
4120DBZ	15
4120DFL	18
4150-04	14
4150-04DBZ	15
4150-06	14
4150-06DBZ	15
4150-08	14
4150-08-08DFL	18
4150-08DBZ	15
4150-10	14
4150-10-10DFL	18
4150-10DBZ	15
4150-12	14
4150-12-12DFL	18
4150-12DBZ	15
4150-16-16DFL	18
4150DBZ	15
4150DFL	18
4180-04	14
4180-04DBZ	15
4180-06	14
4180-06DBZ	15
4180-08	14
4180-08DBZ	15
4180-10	14
4180-10DBZ	15
4180-12	14
4180-12DBZ	15
4180DBZ	15
4210AE	87
4210AEN	87
4230AE	87
4230AEN	87
4230AG	87
4250AE	87
4250AG	87
4250AGB	87
4250AEB	87
440-03	32
441-03	32
441-04	32
44120-04	16
44120-06	16
44120-08	16
44120-10	16
44120-12	16
44150-04	16
44150-06	16
44150-08	16
44150-10	16
44150-12	16
44180-04	16
44180-06	16
44180-08	16
44180-10	16
44180-12	16
442-31	33
442-32	33
443BNP	32
443-03	32
443-03BNP	32
443-04	32
444-31	33
444-32	33
4441-04	14
4441-06	14
4441-08	14
4445-04	16
4445-06	16
4445-08	16
4445-10	16
4445-12	16
4445-16	16
4446-04	16
4446-06	16
4446-08	16
4446-10	16
4446-12	16
4446-16	16
445-31	33
445-32	33
44515-03	89
44516-03	89
44518-04	89
44518HD	89
446-31	33
446-31EXP	33
446-32	33
446EXP	33
448-31	33
4490-04	16
4490-06	16
4490-08	16
4490-10	16
4490-12	16
4490-16	16
4491-04	16
4491-06	16
4491-08	16
4491-10	16
4491-12	16
4491-16	16
451-31	33
451-32	33
452-31	33
452-32	33
452-35	33
492-31	33
5070-03	35
5091-03	34
5091-04	34
5091-06	48
5091-08	48
5092-02	34
5092-03	34
5092-03-M12	34
5092-03-M12	39
5092-03DSW	34
5093-02	34
5093-03	34
5093-03-M12	34
5093-03-M12	39
5093-03DSW	34
5097-02	35
5097-03	35
5098-03	35
5099-03	35
5099S	35
5099S-03	35
5130-03	35
5131-02	35
5131-03	35
5132-03	35
5134-03	34
5134-03	35
5135-02	35
5135-03	35
5136-03	35
536-01	61
536-03	76
536-04	76
536-120	61
536-150	61
536-180	61
536-45	61
536-90	61
544-03-03	76
544-03-04	76
544-04-03	76
544-04-04	76
544-04-06	76
592-03	44
592-03-04	44
592-03-M12	44
593-03	44
593-03-04	44
593-03-M12	44
599-03	44
599-03-04	44
600-02	31
600-03	31
600-03BK	31
600-03CB	31
600-03CL	31
600-03CLG	31
600-03EB	31
600-03GN	31
600-03OR	31
600-03RD	31
600-03SB	31
600-03YE	31
600-04	31
600-04	47
600-04HP	47
600-05	47
600-05CB	47
600-05CL	47
600-06	47
600-06HP	47
600-08	47
600-08HP	47
600-10	47
6001-02	32
6001-03	32
6001-04	32
6001-06	48
6001-06-M16	48
6001-08	48
6001-31_VW	33
6001-32_VW	33
6001VW	33
6045-02	32
6045-03	32
6045-04	32
6045-06	48
6045-06-M12	48
6045-06-M14	48
6045-06-M16	48
6045-08	48
6046-03	32
6046-04	32
6046-06	48
6046-08	48
6090-02	32
6090-03	32
6090-04	32
6090-06	48
6090-06-M12	48
6090-06-M16	48
6090-08	48
6091-03	32
6091-04	32
6091-06	48
6091-08	48
611-025	30
611-03	30
611K-03	30
611PE-03	30
6120-06	48
6120-08	48
6150-03	44
6150-06	48
6150-08	48
6180-06	48
6180-08	48
646-03	44
660-03	44
6645-02	32
6645-03	32
6645-04	32
666-03	44
6690-02	32
6690-03	32
6690-04	32
6690-31	32
690-03	44
691-03	44
700K-02	31
700K-03	31
700K-03BK	31
700K-03BU	31
700K-03RD	31
700K-04BK	31
704-03	32
704-04	32
710-04	13
710-06	13
710-08	13
710-10	13
710-12	13
710-16	13
710-20	13
736-90	54
736-9006	54
736-9092	54
741-03-02	74
741-03-03	74
741-03-04	74
741-03-05	74
741-03-06	74
741-03-07	74
741-03-08	74
741-04-03	74
741-04-04	74
741-04-05	74
741-04-06	74
741-04-07	74
741-04-08	74
741-04-10	74
741-06-04	74
741-06-05	74
741-06-06	74
741-06-07	74
741-06-08	74
741-06-10	74
741-06-12	74
741-08-06	74
741-08-08	74
741-08-10	74
741-08-12	74
741-12-12	74
742-03-21	75
742-03-31	75
742-03-32	75
742-03-35	75
742-03-M12	75
742-03-M121	75
742-03-M122	75
742-03-M14	75
742-03-MI6	75
742-04-31	75
742-04-M12	75
742-04-M121	75
742-04-M14	75
742-04-M16	75
742-04-M18	75
742-06-M12	75
742-06-M121	75
742-06-M16	75
742-06-M18	75
742-06-M22	75
742-08-M14	75
742-08-M16	75
742-08-M18	75
742-08-M20	75
742-10-M24	75
743-03-03	74
743-04-04	74
746-03	32
748-03	32
748-03PDS	32
749-03-31	33
749-03-32	33
750-03-31	33
750-03-32	33
750-03-35	33
754-03-31	33
755-03-31	33
756-03	32
756-03-31	33
757-03-31	33
758-03-03	32
758-03-31	33
758-03-31F	33
758-03-31S	33
758-03-32	33
759-03-03	32
759-03-31	33
759-03-31S	33
759-03-32	33
763-03-03	75
763-03-04	75
763-04-04	75
763-04-06	75
763-06-06	75
763-06-08	75
763-06-10	75
763-08-06	75
763-08-08	75
763-08-10	75
763-08-12	75
763-08-16	75
763-10-08	75
763-10-16	75
763-12-10	75
763-12-12	75
773-03	41
773-03	44
773-03BN	42
773-03L	41
773-44	41
773-44	44
773-446	44
773-44L	41
773BN	42
775-02	41
775-03	41
775-03	44
775-03	78
775-03-02	41
775-03BN	42
775-03L	41
775-04	41
775-04	78
775-04L	41
775-06	78
775-08	78
775-44	41
775-44	44
775-44	78
775BN	42
776-02	78
776-02-03	78
776-03	78
776-03-04	78
776-04	78
776-04-03	78
776-04-06	78
776-04-M12	78
776-04-M14	78
776-06	78
776-06-04	78
776-06-M12	78
776-06-M14	78
776-06-M16	78
776-08-M14	78
776-08-M16	78
776-08-M18	78
776-10	78
776-10-M18	78
776-10-M20	78
779-03	78
779-04-06	78
779-06-M14	78
811-01	19
811-01	20
811-0104	19
811-0106	19
811-0108	19
811-0108	20
811-0110	19
811-0110	20
811-0112	19
811-0112	20
811-0116	19
811-04	12
811-04	19
811-06	12
811-06	19
811-08	12
811-08	19
811-10	12
811-10	19
811-12	32
811-12	33
811-120	33
811-120	33
811-12004	75
811-12006	75
811-12008	75
811-12008	75
811-12010	75
811-12010	75
811-12012	75
811-12012	75
811-150	75
811-15004	75
811-15006	75
811-15008	75
811-15010	75
811-15012	75
811-16	75
811-16	41
811-180	44
811-18004	42
811-18006	41
811-18008	41
811-18010	44
811-18012	44
811-20	41
811-45	42
811-45	41
811-4504	41
811-4506	44
811-4508	78
811-4508	41
811-4510	42
811-4510	41
811-4512	41
811-4512	78
811-4516	41
811-90	78
811-90	78
811-9004	41
811-9006	44
811-9008	78
811-9008	42
811-9010	78
811-9010	78
811-9012	78
811-9012	78
811-9016	78
812-45	78
812-4504	78
812-4506	78
812-4508	78
812-4510	78
812-4512	78
812-90	78
812-9004	78
812-9006	78
812-9008	78
812-9010	78
812-9012	78
818-31	64
910-04	12
910-06	12
910-06FC	13
910-08	12
910-08FC	13
910-10	12
910-12	12
910-16	12
910-20	12
9100-01	86
9100-02	86
9100-03	86
9100-04	86
919-04-03	70
919-04-44	70
919-06-03	70
919-06-04	70
919-08-06	70
919-10-06	70
919-10-08	70
919-12-08	70
919-12-10	70
919-16-10	70
919-16-12	70
924-02	34
924-03	34
924-04P	34
936-04D	57
936-04D	57
936-04DR	57
936-06D	57
936-06D	57
936-06DR	57
936-08D	57
936-08D	57
936-08DR	57
936-10D	57
936-10DR	57
936-12D	57
936-12DR	57
936-14D	57
936-14D	57
936-14DR	57
936-16D	57
936-16DR	57
936-18D	57
936-18DR	57
945-03-31	75
945-03-32	75
945-03-35	75
945-03-M121	75
945-04-31	75
946-03-31	75
946-03-32	75
946-03-35	75
946-04-31	75
946-04-M12	75
992-02-21	41
992-02-22	41
992-03-21	41
992-03-22	41
992-03-31	41
992-03-31L	41
992-03-31S	41
992-03-32	41
992-03-32L	41
992-03-35	41
992-04-32	41
992-04-32	78
992-04-M12	41
992-04-M12	78
992-04-M121	41
992-04-M121	78
992-04-M121S	41
992-04-M121S	78
992-04-M122	41
992-04-M122	78
992-06-M12	78
992-06-M14	78
992-06-M142	78
992-06-M16	78
992-08-M16S	78
992-08-M18	78
992-31BN	42
992-32BN	42
992-M12-M12	78
992-M14-M14	78
992BN	42
993-03-31	41
993-03-31L	41
993-03-31S	41
993-03-32	41
993-04-32	41
993-31BN	42
993-32BN	42
993BN	42
AN804	68
AN804-03	68
AN804-04	68
AN804-06	68
AN804-08	68
AN804-10	68
AN804-12	68
AN804-16	68
AN806	68
AN806-02	68
AN806-03	68
AN806-04	68
AN806-05	68
AN806-06	68
AN806-07	68
AN806-08	68
AN806-10	68
AN806-12	68

Index - Continued

AN806-16 68
AN806-20 68
AN814 68
AN814-02 68
AN814-03 68
AN814-03S 68
AN814-04 68
AN814-04S 68
AN814-05 68
AN814-06 68
AN814-06S 68
AN814-07 68
AN814-08 68
AN814-08S 68
AN814-10 68
AN814-10S 68
AN814-12 68
AN814-12S 68
AN814-16 68
AN814SD 68
AN815 68
AN815-02 68
AN815-03 68
AN815-03V 68
AN815-04 68
AN815-05 68
AN815-06 68
AN815-07 68
AN815-08 68
AN815-10 68
AN815-12 68
AN815-16 68
AN816 72
AN816-03 72
AN816-03-04 72
AN816-04-04 72
AN816-04-06 72
AN816-04D 72
AN816-06 72
AN816-06-02 72
AN816-06-06 72
AN816-06-08 72
AN816-07 72
AN816-08 72
AN816-08-08 72
AN816-08-12 72
AN816-10 72
AN816-10-06 72
AN816-10-12 72
AN816-12 72
AN816-12-08 72
AN816-12-16 72
AN816-16 72
AN816-16-12 72
AN816-20 72
AN818 68
AN818 64
AN818-02 68
AN818-03 64
AN818-03 68
AN818-04 68
AN818-06 68
AN818-08 68
AN818-10 68
AN818-12 68
AN818-16 68
AN819 64
AN819 68
AN819-02 68
AN819-03 64
AN819-03 68
AN819-04 68
AN819-06 68
AN819-08 68
AN819-10 68
AN819-12 68
AN819-16 68
AN821 68
AN821-03 68
AN821-04 68
AN821-05 68
AN821-06 68
AN821-08 68
AN821-10 68
AN821-12 68
AN821-16 68
AN822 72
AN822-03 72
AN822-04 72
AN822-04-04 72
AN822-06 72
AN822-06-02 72
AN822-06-06 72
AN822-06-08 72
AN822-07 72
AN822-08 72
AN822-08-08 72
AN822-08-12 72
AN822-10 72
AN822-10-12 72
AN822-12 72
AN822-12-08 72
AN822-12-16 72
AN822-16 72
AN822-16-12 72
AN823 72
AN823-03 72
AN823-04 72
AN823-04-04 72
AN823-06 72
AN823-06-02 72
AN823-06-06 72
AN823-06-08 72
AN823-07 72
AN823-08-08 72
AN823-08D 72
AN823-10 72
AN823-10-06 72
AN823-10-12 72
AN823-12 72
AN823-12-08 72
AN823-16 72
AN823-16-12 72
AN824 69
AN824 70
AN824-06-06-08 70
AN824-08-08-10 70
AN824-10-10-12 70
AN825 72
AN825-03 72
AN825-04 72
AN825-06 72
AN825-08 72
AN825-10 72
AN825-12 72
AN826 72
AN826-03 72
AN826-04 72
AN826-06 72
AN826-08 72
AN826-10 72
AN826-12 72
AN827 69
AN832 69
AN833 69
AN834 69
AN837 69
AN840 78
AN840-04 78
AN840-06 78
AN840-08 78
AN840-10 78
AN840-12 78
AN842 78
AN842-04 78
AN842-06 78
AN842-08 78
AN842-10 78
AN842-12 78
AN844 78
AN844-04 78
AN844-06 78
AN844-08 78
AN844-10 78
AN844-12 78
AN871 69
AN871-04 69
AN871-06 69
AN871-08 69
AN871-10 69
AN871-12 69
AN871-16 69
AN871-20 69
AN894 70
AN894-04-03 70
AN894-06-04 70
AN894-06-08 70
AN894-08-06 70
AN894-10-06 70
AN894-10-08 70
AN894-12-08 70
AN894-12-10 70
AN894-16-08 70
AN894-16-10 70
AN894-16-12 70
AN894-20-16 70
AN910 72
AN910-01 72
AN910-02 72
AN910-03 72
AN910-04 72
AN910-06 72
AN910-08 72
AN911 73
AN911-01 73
AN911-02 73
AN911-03 73
AN911-04 73
AN911-06 73
AN911-08 73
AN912-01 73
AN912-02 73
AN912-03 73
AN912-04 73
AN912-05 73
AN912-06 73
AN912-07 73
AN912-08 73
AN912-09 73
AN912-10 73
AN912-11 73
AN912-12 73
AN913 73
AN913-01 73
AN913-02 73
AN913-03 73
AN913-04 73
AN913-05 73
AN913-06 73
AN913-08 73
AN914 73
AN914-01 73
AN914-02 73
AN914-03 73
AN915-01 73
AN915-02 73
AN915-03 73
AN916 73
AN916-01 73
AN916-02 73
AN916-03 73
AN917 73
AN917-01 73
AN917-02 73
AN917-03 73
AN917-04 73
AN917-06 73
AN917-08 73
AN919 70
AN919-0 70
AN919-01 70
AN919-02 70
AN919-03 70
AN919-06 70
AN919-06-02 70
AN919-07 70
AN919-10 70
AN919-12 70
AN919-13 70
AN919-14 70
AN919-15 70
AN919-18 70
AN919-19 70
AN919-20 70
AN919-22 70
AN919-23 70
AN919-25 70
AN919-26 70
AN920 79
AN920-04 79
AN920-06 79
AN920-06-10 79
AN920-08 79
AN920-08-10 79
AN920-08-12 79
AN920-10 79
AN920-10-06 79
AN920-10-08 79
AN920-10-12 79
AN920-12 79
AN920-12-10 79
AN921 79
AN921-06 79
AN921-08 79
AN921-10 79
AN921-12 79
AN922 79
AN922-06 79
AN922-08 79
AN922-10 79
AN922-12 79
AN924 69
AN924-02 69
AN924-03 69
AN924-04 69
AN924-05 69
AN924-06 69
AN924-08 69
AN924-10 69
AN924-12 69
AN924-16 69
AN924-20 69
AN929 69
AN929-02 69
AN929-03 69
AN929-04 69
AN929-05 69
AN929-06 69
AN929-08 69
AN929-10 69
AN929-12 69
AN929-16 69
AN929-20 69
AN932 73
AN932-01 73
AN932-02 73
AN932-03 73
AN932-04 73
AN932-05 73
AN932-06 73
AN932-08 73
AN938 69
AN938-04 69
AN938-05 69
AN938-06 69
AN938-08 69
AN938-10 69
AN938-12 69
AN938-16 69
AN950-04-03 70
AN950-06-03 70
AN950-06-04 70
AN950-08-04 70
AN950-08-06 70
AN950-10-06 70
AN950-10-08 70
AN950-12-08 70
AN950-12-10 70
AN950-16-12 70
AN950-20-16 70
AN971 69
AN971-03 69
AN971-04 69
AN971-06 69
AN971-07 69
AN971-08 69
AN971-10 69
AN971-12 69
AN971-16 69
AN971-20 69
AW760-04 87
AW760-06 87
AW760-08 87
AW760-10 87
AW760-12 87
AW760-16 87
AW760-SET 87
AW761-04 87
AW761-06 87
AW761-08 87
AW761-10 87
AW761-12 87
AW761-16 87
AW761-20 87
BC-03 86
BL775 44
BL775 41
BL775-03 41
BL775-44 41
BL775-44 44
BL992 41
BL992-31 41
BL992-31S 41
BL992-32 41
BL993 41
BL993-31 41
BL993-31S 41
BL993-32 41
BLT-301/311 40
BLT-301NY 40
BLT-302/312 40
BLT-302NY 40
BLT-311NY 40
BLT-312NY 40
BN-CAP 42
BN-CAP 42
BN506 42
BN506 42
BN506PSB 42
BN507 42
BN507 42
BN507PSB 42
BN508 42
BN508 42
BN508PSB 42
BN510 42
BN510 42
BN510PSB 42
BN512PSB 42
BN561PSB 42
BN704 42
BN704 42
BN704PSB 42
BNSB 42
BP-01 89
BTL-300 40
BTL-300 40
BTL-300/310 40
BTL-303 40
BTL-303 40
BTL-303/313 40
BTL-304 40
BTL-304 40
BTL-304/314 40
BTL-305 40
BTL-305 40
BTL-305/315 40
BTL-306 40
BTL-306 40
BTL-306/316 40
BTL-307 40
BTL-307 40
BTL-307/317 40
BTL-308 40
BTL-308/318 40
BTL-310 40
BTL-310 40
BTL-313 40
BTL-313 40
BTL-314 40
BTL-314 40
BTL-315 40
BTL-315 40
BTL-316 40
BTL-316 40
BTL-317 40
BTL-317 40
BTL-318 40
BTL-321 40
BTL-322 40
CAB1212 77
CAB1215 77
CAB206 77
CAB208 77
CAB246 77
CAB5820 77
CPL 71
CPL-03 71
CPL-04 71
CPL-06 71
CPL-08 71
CPL-10 71
CPL-12 71
CPL-16 71
CPL-450 71
CPL-4504 71
CPL-4506 71
CPL-4508 71
CPL-4510 71
CPL-4512 71
CPL-460 71
CPL-4604 71
CPL-4606 71
CPL-4608 71
CPL-4610 71
CPL-4612 71
CPL-4616 71
CPL-816 71
CPL-81610 71
CPL-8164 71
CPL-8166 71
CPL-81662 71
CPL-81666 71
CPL-823 71
CPL-823-04 71
CPL-823-06 71
CPL-823-08 71
CPL-823-10 71
CPL-823-12 71
CPL-824 71
CPL-824-03 71
CPL-824-04 71
CPL-824-06 71
CPL-824-08 71
CPL-824-10 71
CPL-824-12 71
CPL-826 71
CPL-826-03 71
CPL-826-04 71
CPL-826-06 71
CPL-826-06 M16 71
CPL-826-08 71
CPL-826-10 71
CPL-826-12 71
CPL-900 71
CPL-9004 71
CPL-9006 71
CPL-9008 71
CPL-9010 71
CPL-9012 71
CPL-9016 71
CPL-903 71
CPL-904 71
CPL-906 71
CPL-908 71
CPL-910 71
CPL-910 71
CPL-9104 71
CPL-9106 71
CPL-9108 71
CPL-9110 71
CPL-9112 71
CPL-912 71
CUW-M12 89
CUW-M14 89
CUW-M16 89
CUW-M18 89
CW901- M16 54
CW901-04 89
CW901-06 89
CW901-08 89
CW901-10 89
CW901-12 89
CW901-M12 89
CW901-M14 89
CW901-M16 89
DG828 86
DR-25-1 84
DR-25-1/2 84
DR-25-1/4 84
DR-25-2 84
DR-25-3/2 84
DR-25-3/4 84
DR-25-3/8 84
DW-09 90
DW-10 90
DW-11 90
DW-20A 90
DW-21B 90
DW-23C 90
DW-24CC 90
DW-25D 90
DW-26E 90
DW-27F 90
DW-29G 90
DW-30H 90
DW28FF 90
EB-M20 89
EB34 89
EBT34 89
EKC622-04 85
EKC622-08 85
EKC622-12 85
EKC622-16 85
FB 77
FB101 88
FB186 77
FB192 77
FB195 77
FB206 77
FC103 88
FCV-04 24
FCV-06 24
FCV-08 24
FCV-10 24
FF-06 24
FF-06 24
FF-08 24
FF572-04 24
FF572-06 24
FF572-08 24
FF572-10 24
FG900-03S 85
FG900-06S 85
FG900-08S 85
FG900-12S 85
FG900-16S 85
FG900-20S 85
FM10100 80
FM10100-03 80
FM10100-04 80
FM10100-31 80
FM10100-44 80
FM10125 80
FM10125-03 80
FM10324 80
FM10324-03 80
FM10324-04 80
FM10324-04 80
FM10716 80
FM10716-03 80
FM10716-04 80
FN900 87
FP190 79
FP191 79
FP192 79
FP193 79
FP194 79
FP195 79
FP196 79
FP197 79
FP198 79
FP199 79
FRP-1 86
FRP-1BK 86
FRP-2 86
FRP-2BK 86
FRP-3 86
FRP-3BK 86
FS102 88
G105-31A 43
G105A 43
G105A-44 43
G105AE 43
G1067A 43
G106A 43
G107 43
G115 43
GA-3 77
GA-4 77
GA-903 77
GA-904 77
HD0100CH 45
HD0100CH 45
HD0103CH 45
HD0103CH 45

Index - Continued

HD0104CH 45
HD0200CH 45
HD0203CH 45
HD0204CH 45
HD4203CH 45
HD4503CH 45
HD9003CH 45
HD9203CH 45
HDFL-005 45
HL591 66
HL591-0406D 66
HL591-04D 66
HL591-06D 66
HL598 66
HL598-04D 66
HL811 65
HL811-04D 65
HL811-06D 65
HL814 65
HL814-04D 65
HL814-06D 65
HL821 65
HL821-0406D 65
HL821-04D 65
HL821-06D 65
HL822 65
HL822-0406D 65
HL822-04D 65
HL822-06D 65
HL823 65
HL823-0406D 65
HL823-04D 65
HL823-06D 65
HL824 66
HL824-0406D 66
HL824-04D 66
HL824-06D 66
HL831 65
HL831-0406D 65
HL831-04D 65
HL831-06D 65
HL836-03C 64
HL836-04D 65
HL836-06D 65
HL837 65
HL837-0406D 65
HL837-04D 65
HL837-06D 65
HL841 65
HL841-0406D 65
HL841-04D 65
HL841-06D 65
HL843 65
HL843-0406D 65
HL843-04D 65
HL843-06D 65
HL854 66
HL854-0406D 66
HL854-04D 66
HL854-06D 66
HP-03 84
HP-03BK 84
HP-03BU 84
HP-03GN 84
HP-03RD 84
HP-03YE 84
HS760-02 84
HS760-03 84
HS760-06 84
HS760-10 84
HS760-12 84
HS760-16 84
K600-02 85
K600-03 85
K600-08 85
K600-12 85
K600M 85
LDW598 82
LWD594 82
LWD595 82
LWD596 82
LWD597 82
MCB-002 46
MCB-003 46
MCB-004 46
MCB-005 46
MCB-006 46
MCB-007 46
MCB-008 46
MCC-001 46
MCC-001A 46
MCC-002 46
MCC-003 46
MCC-003 46
MCC-004 46
MCC-005 46
MCC-006 46
MCC-006 46
MCC-008 46
MCC-009 46
MCC-009 46
MCC-010 46
MCC-011 46
MCHD-001 44
MCHD-001 44
MCHD-002 43
MCHD-002 43
MCHD-003 44
MCHD-003 44
MCHD-004 44
MCHD-004 44
MCHD-005 44
MCHD-006 44
MCHD-006 44
MCHD-007 43
MCHD-007 43
MCHD-010 43
MCHD-010C 43
MCHD-010C 43
MCHD-011 43
MCHD-011 43
MCHD-014 43
MCHD-015 43
MCHD-015 43
MCHD-016 43
MCHD-016 43
MCHD-017C 44
MCHD-017C 44
MCHD-024 44
N1400 64
N1401 64
N1406 64
N1460 64
N8000 64
N8401 64
N8402 64
N8412 64
N8426 64
N8462 64
OTB-12 88
OTJ-08 88
OTJ-10 88
OTP-12 88
PHS-03CL 83
PHS-03CL-CF 83
PHS-03DB 83
PHS-03DB-CF 83
PHS-03DR 83
PHS-03DR-CF 83
PHS-06DB 83
PHS-06DR 83
PHS-08DB 83
PHS-08DR 83
PLCC-03 82
PLCC-04* 82
PLCC-05* 82
PLCC-06 82
PLCC-08 82
PLCC-10 82
PLCC-12 82
PLCC-16 82
PLCC-20 82
PLCC-24 82
PLWG-02 83
PLWG-03 83
PLWG-04 83
PLWG-05 83
PLWG-06 83
PLWG-08 83
PLWG-10 83
PLWG-12 83
PV72-04 88
PV72-06 88
PV72-08 88
QD588-04D 83
QD588-06D 83
QD588-08D 83
QD588-10D 83
QD588-12D 83
QD588-16D 83
RC110 16
RC110-04 16
RC110-06 16
RC110-08 16
RC110-10 16
RC110-12 16
RC110-16 16
RC110-20 16
RC260-03 86
RC260-04 86
RC260-06 86
RC260-08 86
RC260-10 86
RC260-12 86
RC260-16 86
RC270-03 86
RC270-04 86
RC270-06 86
RC270-08 86
RC270-10 86
RC270-12 86
RC270-16 86
RC600 36
RC600 49
RC600 49
RC600-04CHP 49
RC600-04CMP 49
RC600-05CMP 49
RC600-06CHP 49
RC600-06CMP 49
RC600-08CHP 49
RC600-08CMP 49
RC600-10CHP 49
RC600-10CMP 49
RCC910 16
RCC910-04 16
RCC910-06 16
RCC910-08 16
RCC910-10 16
RCC910-12 16
RCC910-16 16
RFH 89
ROV-06 23
ROV-06-FIA 23
ROV-10 23
ROV-10-FIA 23
RP280-03 86
RP280-04 86
RP280-06 86
RP280-08 86
RP280-10 86
RP280-12 86
RP280-16 86
RP290-03 86
RP290-04 86
RP290-06 86
RP290-08 86
RP290-10 86
RP290-12 86
RP290-16 86
RP290-31 86
RP290-M14 86
RP290-M16 86
S321 38
S321-03 38
S321-03SM 38
S321SM 38
S323 38
S323-03 38
S331 38
S331-03 38
S332 38
S332-03 38
S440 36
S440-03 36
S441 36
S441 49
S441-03 36
S441-06 49
S441-08 49
S442 37
S442-31 37
S442-31L 37
S442-31S 37
S443 36
S443-03 36
S445 37
S445-01 37
S445-0131 37
S445-0132 37
S445-20 37
S445-2031 37
S445-2032 37
S445-31 37
S445-45 37
S445-4531 37
S445-4532 37
S445-90 37
S445-9031 37
S445-9032 37
S446 37
S446-31 37
S446-31EXP 37
S446EXP 37
S448-31 37
S448-31 37
S449 36
S449-03 36
S451 37
S451-31 37
S452 37
S452-31 37
S492 37
S492-31 37
S5070 39
S5070-03 39
S5091 39
S5091 49
S5091-02 39
S5091-02-03 39
S5091-03 39
S5091-03-04 39
S5091-04 39
S5091-04 49
S5091-04-03 39
S5091-04-M12 39
S5091-04-M14 39
S5091-06-M12 49
S5091-08 49
S5092 39
S5092 49
S5092-03 39
S5092-03-02 39
S5092-03-04 39
S5092-04-03 39
S5092-05-M10CSW 49
S5092-05-M10PSW 49
S5093 39
S5093-02-03 39
S5093-03 39
S5093-03-04 39
S5093L 39
S5093L-03 39
S5093R 39
S5093R-03 39
S5094 39
S5094-03 39
S5094L-03 39
S5094LTR-03 39
S5094R-03 39
S5094R/L 39
S5095 39
S5095-03 39
S5095-03-02 39
S5097 39
S5097-03 39
S5098 39
S5098-03 39
S5099 39
S5099-03 39
S5099-03S 39
S5099S 39
S5132 39
S5132-02-03 39
S5132-03-03 39
S5135 39
S5135-03 39
S5136 39
S5136-03 39
S6001 36
S6001 37
S6001 37
S6001-02 36
S6001-02-03 36
S6001-03 36
S6001-04 36
S6001-04 49
S6001-06 49
S6001-08 49
S6001-31_AU 37
S6001-31_MN 37
S6001-31_PR 37
S6001-31_VW 37
S6045 36
S6045 37
S6045-02 36
S6045-02-03 36
S6045-03 36
S6045-03-04 36
S6045-04 36
S6045-31 37
S6046 36
S6046 49
S6046-02-03 36
S6046-03 36
S6046-04 36
S6046-04 49
S6046-06 49
S6046-08 49
S6090 36
S6090 37
S6090 37
S6090-02 36
S6090-02-03 36
S6090-03 36
S6090-03-02 36
S6090-04 36
S6090-31 37
S6090M-31CSW 37
S6091 36
S6091 49
S6091-02-03 36
S6091-03 36
S6091-04 36
S6091-04 49
S6091-06 49
S6091-08 49
S6091M-31CSW-HT 37
S6120 49
S6150 44
S6150 49
S6150-03 44
S6150-04 49
S6150-06 49
S6150-08 49
S6180 49
S6180-04 49
S6180-06 49
S6180-08 49
S646 44
S646-03 44
S660 44
S660-03 44
S666 44
S666-03 44
S690 44
S690-03 44
S691 44
S691-03 44
S745 38
S745-03 38
S746 36
S746-03 36
S747 36
S747-03 36
S747-44 36
S748 36
S748-03 36
S748-03PDS 36
S749 37
S749-03-31 37
S749-03-32 37
S750 37
S750-03-31 37
S754 38
S754-03-31 38
S754-03-31F 38
S755 38
S755-03-31 38
S756 36
S756-03 36
S757 38
S757-03-31 38
S758 38
S758-03-31 38
S758-03-31F 38
S758-03-31S 38
S759 38
S759-03-31 38
S759-03-31S 38
S759-03-32 38
S759-03-M121 38
S760 38
S760 43
S760-03-31 38
S760-03-31 43
S762 38
S762--03-31 38
S762-03-31SP 38
S770 38
S770-03 38
S771 38
S771-03 38
S772 38
S772-03 38
S816 38
S816-03 38
SBTB-12 89
SBTP-12 89
SBTP-58 89
SMCHD-002 43
SP-202 43
SP-202 43
SP-203 43
SP-203 43
SP33006 86
SR-5 89
SS902-03 90
SS902-04 90
SS902-05 90
SS902-06 90
SS902-07 90
SS902-08 90
SS902-09 90
SS902-10 90
SS902-12 90
SS902-14 90
TC102 SADDLE 84
TEXTALU-10MM 85
TEXTALU-12MM 85
TEXTALU-15MM 85
TEXTALU-22MM 85
TEXTALU-8MM 85
TP598 82
TRL6 24
TRL7 24
TRV67 24
TY23 84
TY24 84
TY25 84
TY27 84
TY28 84
UJ174 86
UJ274 86
UJ374 86
W903-08D 22
W903-10D 22
W903-12D 22
W903-16D 22
W903-20D 22
W903-24D 22
W903-28D 22
W903-32D 22
W903-40D 22
W903-48D 22
W991-08DE 22
W991-10DE 22
W991-12DE 22
W991-16DE 22
W991-20DE 22
W991-24DE 22
W991-28DE 22
W991-32DE 22
W991-40DE 22
W991-48DE 22
XLS5091 30
XLS5091-03-M10 30
XLS5091-03-M6 30
XLS5091-03-M8 30
XLS5094 30
XLS5094-03-M10 30
XLS5095 30
XLS5095-03-M10 30
XLS5135 30
XLS5135-03 30
XLS6001 30
XLS6001-03 30
XLS6046 30
XLS6046-03 30
XLS6090 30
XLS6090-03 30
XLS6091 30
XLS6091-03 30
XLS6120 30
XLS6120-03 30
XLS7001 30
XLS7001-03-86 30
XLS7001-03-88 30
XLS7001-04-96 30
XLS7046 30
XLS7046-03-86 30
XLS7046-03-88 30
XLS7046-04-96 30
XLS7091 30
XLS7091-03-86 30
XLS7091-03-88 30
XLS7091-04-96 30

Discount Structure

Mainline	%
G-Line	%
Kits	%
Ancillary	%

Key Contacts

Notes

Notes

Notes